

Consolidated version from 1 DECEMBER 2024

The Resolution has been published: Official Gazette, 2003, No [7-263](#), ID code 1021100NUTA00001950

New version of the Resolution from 1 September 2008:

No [768](#), 16/06/2008, Official Gazette, 2008, No 88-3530 (02/08/2008)

**RESOLUTION
OF THE GOVERNMENT OF THE REPUBLIC OF LITHUANIA**

11 December 2002 No 1950
Vilnius

ON THE APPROVAL OF THE ROAD TRAFFIC RULES

In accordance with Paragraph 2 of Article 3 of the Republic of Lithuania Law on Safe Traffic on Roads and in implementing Council Directive 91/671/EEC of 16 December 1991 relating to the compulsory use of safety belts and child-restraint systems in vehicles as last amended on 27 February 2014 by virtue of Commission Implementing Directive 2014/37/EU, the Government of the Republic of Lithuania decides:

Amendments to the preamble

No [1086](#), 03/10/2014, published in the RLA on 10/10/2014, ID code 2014-13954

No [273](#), 19/04/2023, published in the RLA on 20/04/2023, ID code 2023-07672

1. To approve the Road Traffic Rules (enclosed).
2. To instruct the Ministry of Transport and Communications to organise the acquaintance, through the media, of the population with the Road Traffic Rules approved by this Resolution.
3. *Repealed as of 01-05-2023*

Repeal of the paragraph:

No [273](#), 19/04/2023, published in the RLA on 20/04/2023, ID code 2023-07672

Point added:

No [315](#), 01/04/2020, published in the RLA on 02/04/2020, ID code 2020-06837

Amendments to the Paragraph:

No [201](#), 31/03/2021, published in the RLA on 02/04/2021, ID code 2021-06876

Algirdas Brazauskas, Prime Minister

Zigmantas Balčytis, Minister of Transport and Communications

APPROVED

by the Resolution No 1950 of the
Government of the Republic of Lithuania of
11 December 2002 (version of the
Resolution No 1086 of the Government of
the Republic of Lithuania of 3 October
2014)

ROAD TRAFFIC RULES

CHAPTER I GENERAL PROVISIONS

1. The Road Traffic Rules (hereinafter – the Rules) establish the road traffic order throughout the territory of the Republic of Lithuania.

2. Other legal acts implementing the Republic of Lithuania Law on Road Traffic Safety or other laws establishing road traffic cannot contradict the Rules.

Amendments to the Paragraph:

No [1135](#), 04/11/2015, published in the RLA on 05/11/2015, ID code 2015-17682

CHAPTER II DEFINITIONS USED IN THESE RULES

3. The definitions used in the Rules:

3.1. **Service vehicles** shall mean vehicles belonging to undertakings, establishments and organisations located in the zone marked with prohibitory traffic signs, to persons residing or working in that zone, or those that bring goods to that zone or that arrive to it to pick them up, including passenger taxis that bring passengers to or arrive in the zone to pick them up, or passenger cars used for providing the ordered services of passenger transport by passenger cars for a fee.

Amendments to the Paragraph:

No [744](#), 15/09/2021, published in the RLA on 20/09/2021, ID code 2021-19691

3.2. **Give way** shall mean a requirement for a road user to stop or not to start driving, to make no manoeuvre which would force other road users to change direction or speed.

3.2¹. **Cycle street** shall mean the road, the beginning of which is marked with the traffic sign ‘Cycle street’, and the end of which is marked with the traffic sign ‘End of the cycle street’.

Sub-paragraph added:

No [744](#), 15/09/2021, published in the RLA on 20/09/2021, ID code 2021-19691

3.3. **Road accident statement** shall have the meaning defined in the Law of the Republic of Lithuania on Compulsory Insurance against Civil Liability in Respect of the Use of Motor Vehicles.

Amendments to the Paragraph:

No [982](#), 20/12/2023, published in the RLA on 20/12/2023, ID code 2023-24836

3.4. *Ceased to apply from 09/10/2018*

Withdrawal of the Point:

No [989](#), 03/10/2018, published in the RLA on 08/10/2018, ID code 2018-15920

3.5. **Level crossing** shall mean road intersection with a railway on one level.

3.6. **Residential area** shall mean the territory or road, the beginning of which is marked with the traffic sign 'Residential area' and the end of which is marked with the traffic sign 'End of the residential area'.

3.7. **Road** shall mean a stripe of the ground or structure surface over its entire width, including the carriageway (hereinafter - the carriageway), intersections, sidewalks, shoulders, footpath and cycle tracks, dividing lanes, which is intended and used for traffic.

3.8. **Shoulder** shall mean a road element adjacent to the carriageway (from its edge to the edge of the track bed), which is covered with the same coating as the carriageway or other coating, or/and separated from the carriageway by a horizontal marking line that marks its edge, but is neither considered a sidewalk, nor a footpath, nor a cycle track or cycle lane, nor a footpath and cycle track.

3.9. **Overtaking** shall mean bypassing one or more vehicles in motion by entering the lane of oncoming traffic.

3.9¹. **Accompanying person** shall mean a person of not less than 18 years of age who accompanies the road user or a group of road users.

Sub-paragraph added:

No, 15/09/2021, published in the RLA on 20/09/2021, ID code 2021-19691

3.10. **School bus** shall mean a yellow bus for transporting children, marked with distinguishing signs, that transports children (students of educational institutions). Buses of other colour, that transport children to or from the educational institution under contracts with carriers and that are marked with distinguishing signs of transportation of children, are also classified as school buses.

3.11. *Repealed as of 01-01-2024*

Repeal of the paragraph:

No [982](#), 20/12/2023, published in the RLA on 21/12/2023, ID code 2023-24836

3.12. **Organised group of cyclists** shall mean a group of cyclists participating in a pre-planned event (marathon, competition, outing, training, etc.) and traveling on a planned route, escorted by a motor vehicle(s) with orange flashing light(s) on or by police vehicles with switched on blue and red or only blue flashing lights.

3.13. **Organised group of pedestrians** shall mean a group of pedestrians moving on the road along a planned route with accompanying persons.

Amendments to the Paragraph:

No [744](#), 15/09/2021, published in the RLA on 20/09/2021, ID code 2021-19691

3.14. **Main road** shall mean the road marked with traffic signs 'Main road', 'Intersection with a side road', 'Side road on the right', 'Side road on the left', 'Motorway', 'Road for motor vehicles' in respect of the road that is being crossed or of the road connecting to a larger road; the road in respect of another road marked with traffic signs 'Give way', 'Stop', 'End of residential area'; the road with hard surface (concrete, asphalt, pavement) in respect of the road with loose surface (rubble, gravel) or of the earth-track (dirt road) (forest, field and similar road), and the road with a loose surface – in respect of the earth-track (dirt road). A section with a hard or loose surface, located on the side road just before the intersection, does not make it equivalent to a crossing or connecting road. There is no main road at the controlled intersections.

Amendments to the Paragraph:

No [989](#), 03/10/2018, published in the RLA on 08/10/2018, ID code 2018-15920

3.15. **Lane change** shall mean changing lanes without entering the lane of oncoming traffic.

3.16. **Vehicle parking** (hereinafter – parking lot) shall mean the territory designated or adapted to park vehicles.

3.17. **Intersection of carriageways** (hereinafter – intersection of carriageways) shall mean the area bounded by straight lines imagined by extending the outer edges of the intersecting carriageways, whether these edges are widened or rounded.

Amendments to the Paragraph:

No [935](#), 06/11/2024, published in the RLA on 07/11/2024, ID code 2024-19414

3.18. Other terms used in the Rules are defined in the Republic of Lithuania Law on Road Traffic Safety and in the Republic of Lithuania Law on Alternative Fuels.

Sub-paragraph added:

No [989](#), 03/10/2018, published in the RLA on 08/10/2018, ID code 2018-15920

Amendments to the Sub-paragraph:

No [744](#), 15/09/2021, published in the RLA on 20/09/2021, ID code, ID code 2021-19691

CHAPTER III GENERAL OBLIGATIONS OF ROAD USERS

4. The behaviour of road users is based on mutual respect and caution.

5. Road users must have understanding of the Republic of Lithuania Law on Road Traffic Safety, must know the Rules and abide by them.

6. Every road user shall have the right to use roads in compliance with the requirements, procedures and restrictions established by the Republic of Lithuania Law on Road Traffic Safety and other laws, the Rules and other legal acts.

7. Road users must obey the legitimate requirements, laid down by the legal acts of the Republic of Lithuania, of vehicle inspecting officers (hereinafter – the inspecting officer), and of officials authorised by authorities responsible for road maintenance, and of road traffic controller (hereinafter – the controller), must follow their instructions, the rules of conduct set out in the rules when they are stopped by inspecting officers

8. Road traffic in the Republic of Lithuania may only be restricted by traffic signs as specified in Annex 1 to the Rules; traffic signs include variable information traffic signs, examples of which are specified in Annex 2 to the Rules, road markings as specified in Annex 3 to the Rules, traffic lights and the controller signals as specified in the Rules and other legislation in force in the Republic of Lithuania related to traffic regulation. Where the requirements of a traffic sign and a road marking differ, the traffic sign shall be followed. Where variable information traffic signs are installed on the road, the variable information traffic signs shall be followed. The instructions of the controller shall take precedence over traffic lights, traffic signs and road markings and the requirements of the Rules. Road users must obey the traffic signs intended for them.

Amendments to the Paragraph:

No [744](#), 15/09/2021, published in the RLA on 20/09/2021, ID code 2021-19691

No [273](#), 19/04/2023, published in the RLA on 20/04/2023, ID code 2023-07672

9. Road users must take all necessary precautions, not to endanger the safety and environment of other road users, other persons or their property, not to create obstacles for their traffic, also must take all necessary measures to avoid or reduce detrimental effects, unless this would endanger their own lives or health or the lives or health of others, or such measures would do even more damage compared to the one that could be avoided.

10. Road users cannot arbitrarily relocate, cover, remove or install technical measures that determine traffic order, block the road, leave any objects on the road or otherwise distract traffic, cause damage to the road, traffic regulation measures, emergency lines and green spaces,

block or otherwise obstruct access to a fire hydrant or other installed rescue equipment, throw any objects, rubbish out of the vehicle, pour lubricants in non-designated areas or otherwise pollute the environment.

11. Road users, having created an obstacle on the road or having noticed it, having caused danger on the road or having noticed it, must remove this obstacle or eliminate this danger, and, when not being able to do so, must report this to the police or to the road owner in accordance with the breakdowns of the roads established in Article 4 of the Republic of Lithuania Law on Roads, mark the obstacle or the dangerous place, and warn, in all possible ways, other road users of any obstacle or danger.

Amendments to the Paragraph:

No [744](#), 15/09/2021, published in the RLA on 20/09/2021, ID code 2021-19691

12. Road users must immediately give way to approaching special vehicles with switched on blue and red (or only blue) flashing lights and special sound signals on, and to the vehicles escorted by them. Way shall be given to and an emergency corridor shall be formed for the approaching special vehicles with switched on blue and red (or only blue) flashing lights and special sound signals on, and the vehicles escorted by them in the following order:

12.1. on the road with one lane in one direction, the drivers of vehicles must stop on the right-hand side of the road, and when it is not present, then at the right edge of the carriageway;

12.2. on the road with two or more lanes in one direction, drivers of vehicles moving in the same direction in the edge left lane must shift aside as far to the left as possible at the appropriate edge of the carriageway intended to travel in that direction and must stop, and the drivers of the vehicles moving in the same direction in other lanes, which are to the right from the edge left lane, must shift aside as far to the right as possible towards the right edge of the carriageway or the shoulder and stop;

12.3. on the road with a central reservation (hereinafter – a central reservation), the requirements specified in Sub-paragraphs 12.1 and 12.2 of the Rules must be complied with only by drivers of vehicles moving in the same direction.

Amendments to the Paragraph:

No [744](#), 15/09/2021, published in the RLA on 20/09/2021, ID code 2021-19691

13. Road users must not interfere with the performance of the duties of drivers of vehicles with switched on orange flashing lights.

CHAPTER IV

OBLIGATIONS OF AND REQUIREMENTS THAT APPLY TO VEHICLE DRIVERS

14. Driving a vehicle without having the right to do so, driving while being drunk, under the influence of narcotic drugs, psychotropic substances or other psychoactive substances, or without having taken the mandatory daily rest prescribed by law is prohibited. It shall also be prohibited to drive when ill or fatigued, if this could endanger road safety, to give the vehicle to persons who are under the influence of one or more of the abovementioned factors, or who do not have the right to drive the vehicle. When driving the vehicle, the driver must comply with the conditions specified in the driving license.

Amendments to the Paragraph:

No [273](#), 19/04/2023, published in the RLA on 20/04/2023, ID code 2023-07672

15. Driving the vehicle in bad technical condition, which does not meet the technical requirements for vehicles (hereinafter - the technical requirements) is prohibited. Before starting to drive, the driver of a motor vehicle, tractor, self-propelled machine must make sure that the vehicle is in good condition, that it contains first aid measures, fire safety and emergency stop marking measures, and other measures that are mandatory for the type of

vehicle concerned, and must also monitor the technical condition of the vehicle during the travel. If the vehicle in motion breaks down and for this reason it does not meet the technical requirements, and the fault cannot be rectified, the driver can drive, by taking the necessary precautions, to a parking or repair location, except for the cases specified in Point 234 of the Rules.

16. The driver of a vehicle stopped by an inspecting officer must stop the vehicle. The driver of a motor vehicle, tractor or self-propelled machine must carry and produce at the request of the inspecting officer a valid driver's license or a document certifying the right to drive tractors and/or self-propelled machines, or tactical and logistic vehicles belonging to military equipment, or their combinations with trailers, as appropriate, vehicle registration, compulsory roadworthiness test (hereinafter - compulsory roadworthiness test), documents for vehicles in classes M₂, M₃, N₂, N₃, O₃, O₄ and categories T_{1b}, T_{2b}, T_{3b}, T_{4.1b}, T_{4.2b}, T_{4.3b}, T₅ of wheeled tractors, the report of the last technical inspection, the certificate of compulsory insurance of civil liability of vehicle operators (hereinafter - compulsory insurance) and other documents prescribed by the laws of the Republic of Lithuania and the Rules (except for the cases specified in the Republic of Lithuania Law on Road Traffic Safety, when the driver of a motor vehicle or its combination with a trailer is not obliged to carry the relevant documents), as well as to allow them to check the readings of the devices established for determining the driving time and the rest period. The driver must hand over the documents to the inspecting officer without leaving the vehicle. The driver shall only be allowed to leave the vehicle with the permission of the inspecting officer.

Amendments to the Paragraph:

No [598](#), 20/06/2018, published in the RLA on 26/06/2018, ID code 2018-10480

No [1100](#), 09/11/2022, published in the RLA on 10/11/2022, ID code 2022-22720

No [982](#), 20/12/2023, published in the RLA on 21/12/2023, ID code 2023-24836

17. At the request of a police officer, a driver must submit to a check for sobriety, intoxication by narcotic drugs, psychotropic substances or other substances having a psychoactive effect, in accordance with the procedure laid down by the Government of the Republic of Lithuania.

Amendments to the Paragraph:

No [273](#), 19/04/2023, published in the RLA on 20/04/2023, ID code 2023-07672

18. The driver must take all necessary measures to ensure the safety of himself, of the passengers and of the load during the travel. The driver is prohibited from driving (continuing moving) if there are (occurred while driving) violations of the requirements of the passenger (cargo) transport procedure, which endanger people and the environment, until they are rectified.

19. A moped, a motorcycle, a tricycle, as well as a lightweight quadricycle, a quadricycle, a power quadricycle, a heavy quadricycle and a wheeled tractor of category T_{3b}, which is based on a quadricycle design and which does not have a body (cab) (hereinafter - all types of quadricycles), shall be driven by two hands (except in the case of a hand signal).

Amendments to the Paragraph:

No [273](#), 19/04/2023, published in the RLA on 20/04/2023, ID code 2023-07672

20. When a vehicle is moving in public traffic (except when stationary), drivers are prohibited from using mobile communication devices if they are hand-held, except for the operation of mobile communication devices using a hands-free device, when the mobile communication device is mounted in a special holder, or when using the vehicle equipment. Drivers of vehicles must avoid any action unrelated to driving the vehicle.

Amendments to the Paragraph:

No [273](#), 19/04/2023, published in the RLA on 20/04/2023, ID code 2023-07672

21. The driver of a motor vehicle, tractor, self-propelled machines must be able to provide first aid to the victims of the road accident.

22. The driver of a motor vehicle, tractor, self-propelled machines and their combinations with a trailer must wear a brightly coloured vest with reflectors when getting out of the vehicle after stopping on an unlit road in the dark or in poor visibility, except for parking spaces.

Amendments to the Paragraph:

No [744](#), 15/09/2021, published in the RLA on 20/09/2021, ID code 2021-19691

No [273](#), 19/04/2023, published in the RLA on 20/04/2023, ID code 2023-07672

23. Drivers are prohibited from driving vehicles at illegally organised vehicle racing.

24. Drivers must take extra precautions if there are children or persons with disabilities persons on the road.

Amendments to the Paragraph:

No [982](#), 20/12/2023, published in the RLA on 21/12/2023, ID code 2023-24836

25. When in public traffic, drivers of vehicles must ensure that work or other equipment fitted to the vehicle does not cover the external light devices, light reflectors, vehicle registration plate, distinguishing signs and signals given, and must ensure that additional lights, intended to illuminate the place of work near the vehicle, are switched off.

26. Drivers of vehicles shall not interfere with vehicles driven by a student learning to drive a moped, a motorcycle, a tricycle, a quadricycle of any kind, or any other type of quadricycle, and the driving instructor accompanying them. This is prohibited. During the training, the learner must wear a brightly coloured vest with reflective elements and the distinctive 'M' sign on the front and back of the vest. A driving instructor accompanying a pupil on a motorcycle must wear the same vest, but with the inscription 'DRIVING INSTRUCTOR'. If the driving instructor accompanies the learner by car, the car shall be marked in accordance with the requirements of Annex 4 to the Rules.

Amendments to the Paragraph:

No [273](#), 19/04/2023, published in the RLA on 20/04/2023, ID code 2023-07672

CHAPTER V

OBLIGATIONS OF DRIVERS IN RESPECT OF PEDESTRIANS

27. When entering the road from the adjacent areas and/or when exiting the road and entering the adjacent areas, the driver must stop for the pedestrian, whose direction of movement the driver crosses, and, when turning to the right or to the left at intersections, the driver must stop for the pedestrian who has entered or is entering any lane in the driving direction of the driver, or who is standing just in front of the lane (of the edge of the carriageway) and is waiting for the possibility to enter. When turning to the road with one lane in each direction, the driver must stop for the pedestrian who has entered or is entering any lane, or who is standing just in front of the lane (of the edge of the carriageway) and is waiting for the possibility to enter. The driver must always give way to a pedestrian when driving backwards.

Amendments to the Paragraph:

No [989](#), 03/10/2018, published in the RLA on 08/10/2018, ID code 2018-15920

28. At the controlled intersection or pedestrian crossing, when signals of the traffic light or of the controller allow driving, the driver must give way to a pedestrian who did not manage to cross the carriageway after having entered the carriageway following a signal that allows pedestrians to cross the carriageway.

Amendments to the Paragraph:

No [744](#), 15/05/2021, published in the RLA on 20/09/2021, ID code 2021-19691

29. If a traffic light or the controller signals prohibit driving, the driver must stop before a stop line and/or stop line, a traffic light or, if there is no traffic light, a controlled pedestrian crossing. Drivers who could only stop at the indicated positions by braking sharply when the yellow (or white horizontal dash) traffic light is on or when the controller raises their hand shall be permitted to proceed.

Amendments to the Paragraph:

No [744](#), 15/09/2021, published in the RLA on 20/09/2021, ID code 2021-19691

No [273](#), 19/04/2023, published in the RLA on 20/04/2023, ID code 2023-07672

30. When approaching an uncontrolled pedestrian crossing, the driver must slow down or stop before the pedestrian crossing in order to allow a pedestrian who has entered, is approaching or is standing in front of the lane (edge of the carriageway) waiting to enter any of the lanes in the direction of their direction of travel, or, in the case of roads where there is one lane in each direction, in any of the lanes in the crossing. Drivers of vehicles must take extra precautions during the dark hours, in poor visibility or when the pedestrian crossing is not clearly visible from the driver's position, to ensure that there are no pedestrians in the pedestrian crossing whom they should overtake.

Amendments to the Paragraph:

No [989](#), 03/10/2018, published in the RLA on 08/10/2018, ID code 2018-15920

No [982](#), 20/12/2023, published in the RLA on 21/12/2023, ID code 2023-24836

31. If the vehicle has stopped in front of the pedestrian crossing, the driver, who is driving in the same direction, must stop and resume driving only after making sure that there is no pedestrian at the crossing whom he could hinder or endanger. If the vehicle has slowed down in front of the pedestrian crossing, the driver, who is driving in the same direction, must slow down or stop and resume driving only after making sure that there is no pedestrian at the crossing whom he could hinder or endanger.

32. The driver is prohibited from entering the pedestrian crossing until the pedestrians, who must be given way, have not left the lane on which the driver is standing with his vehicle, also if there is an obstacle behind it (vehicle congestion and the like), which would require the vehicle to be stopped.

Amendments to the Paragraph:

No [989](#), 03/10/2018, published in the RLA on 08/10/2018, ID code 2018-15920

33. Ceased to apply from 01/01/2022

Withdrawal of the point:

No [744](#), 15/09/2021, published in the RLA on 20/09/2021, ID code 2021-19691

34. When approaching the stationary vehicle marked with distinguishing signs of transportation of children and with an emergency light alarm on, or the stationary school bus with flashing orange warning lights on, the driver must slow down, and stop, if necessary, in order to allow the children and the person accompanying them to pass.

35. The driver must give way to a person with a visual impairment signalling with a white cane, or to a person with a disability using a wheelchair to cross the road, everywhere (even outside a pedestrian crossing).

Amendments to the Paragraph:

No [982](#), 20/12/2023, published in the RLA on 21/12/2023, ID code 2023-24836

CHAPTER VI

OBLIGATIONS OF PEDESTRIANS

36. Pedestrians must move on sidewalks, footpaths or footpaths and cycle tracks (on the

side for pedestrians), and where there are none, then on the shoulder. If there is no sidewalk, footpath or footpath and cycle track, or shoulder, or if there is no possibility to move on them, then pedestrians can move in one row on the edge of the carriageway.

Amendments to the Paragraph:

No [744](#), 15/09/2021, published in the RLA on 20/09/2021, ID code 2021-19691

37. Pedestrians, who are moving on the shoulder or on the edge of the carriageway, or pedestrians, who are riding roller skates, skateboards or scooters without motor on the shoulder, must move against the direction of travel of the vehicles.

Amendments to the Paragraph:

No [744](#), 15/09/2021, published in the RLA on 20/09/2021, ID code 2021-19691

38. Individuals using a wheelchair, pushing their motorcycle, moped, cycle, powered cycle, electric micromobility device, pulling (pushing) a sledge or pushchair on the kerb or shoulder of the carriageway must move only in one lane and in the direction of the direction of movement of the vehicles.

Amendments to the Paragraph:

No [982](#), 20/12/2023, published in the RLA on 21/12/2023, ID code 2023-24836

39. An organised group of pedestrians is allowed to walk on the carriageway in a line, in no more than 4 rows, as close as possible to the right edge of the carriageway and only in the direction of movement of the vehicles. Accompanying persons, wearing brightly coloured vests with reflective elements, must walk at the front and at the back of the line, on the left side. An organised group of pedestrians is prohibited from walking on the carriageway during the dark hours of the day or in poor visibility conditions.

40. An organised group of pedestrians, consisting of children under 16 years of age, which is accompanied by at least 2 accompanying persons, can be led only on the sidewalk, footpath or footpath and cycle track (on the side for pedestrians), and where there are none, then on the shoulder, but only during daylight hours, when visibility is good, in no more than 2 rows, against the direction of movement of the vehicles (when safe). The accompanying persons must walk at the front and at the back of the line, and they must wear brightly coloured vests with reflective elements. All children in the organised group, who are walking on the shoulder, are recommended to wear brightly coloured vests with reflective elements.

Amendments to the Paragraph:

No [744](#), 15/09/2021, published in the RLA on 20/09/2021, ID code 2021-19691

41. When moving on an unlit shoulder or the edge of the carriageway, or when standing there during the dark hours of the day or in poor visibility conditions, pedestrians must have an illuminated flashlight visible to other road users or must wear a brightly coloured vest with reflective elements, or must have a reflector attached to the clothing in the place visible to other road users. A child's carriage wider than 1 m, which is being pulled (pushed), must be with reflectors: on the left side of the child's carriage in the front – a white reflector, at the rear – a red reflector.

Amendments to the Paragraph:

No [744](#), 15/09/2021, published in the RLA on 20/09/2021, ID code 2021-19691

42. Pedestrians must cross the carriageway only at pedestrian crossings (including underpasses and overpasses) and, where there are no such crossings, at intersections, following the line of pavements or kerbs. Pedestrians must not cross the boundaries of a pedestrian crossing. Where there is no pedestrian crossing or intersection within the visibility zone, walking/moving at right angles in both directions is permitted in places which are clearly visible, but only after it has been ascertained that it is safe to walk/move. It is recommended that pedestrians, when crossing the carriageway in the dark or in conditions of poor visibility,

carry a luminous lamp visible to other road users, or wear a brightly coloured vest with reflective elements, or attach a reflector to their clothing in a position visible to other road users.

Amendments to the Paragraph:

No [989](#), 03/10/2018, published in the RLA on 08/10/2018, ID code 2018-15920

No [744](#), 15/09/2021, published in the RLA on 20/09/2021, ID code 2021-19691

No [273](#), 19/04/2023, published in the RLA on 20/04/2023, ID code 2023-07672

43. In places where traffic is controlled, pedestrians must follow the signals of the traffic light with the pedestrian symbol, and where there are none, then the signals of the transport traffic light. In places where traffic is controlled, pedestrians must follow the signals of the traffic light with the pedestrian symbol, and where there are none, then the signals of the transport traffic light.

44. Pedestrians are only allowed to enter the carriageway after they have estimated the distance to the oncoming vehicles and their speed, and after making sure it is safe to do so. Before entering the carriageway and when walking on it, pedestrians must avoid any action (using means of mobile communication, etc.), which could distract them from monitoring the environment and the traffic situation on the road, and could prevent them from making sure that it is safe to walk.

Amendments to the Paragraph:

No [989](#), 03/10/2018, published in the RLA on 08/10/2018, ID code 2018-15920

45. When on the carriageway, pedestrians must not be slow or stand in one place. Pedestrians who did not manage to cross the carriageway must stand on the traffic island or on a marked or imaginary line, which separates traffic flows in opposite directions. Pedestrians may finish walking across the carriageway only after making sure that it is safe to walk.

Amendments to the Paragraph:

No [989](#), 03/10/2018, published in the RLA on 08/10/2018, ID code 2018-15920

46. When the yellow traffic light comes on or when the controller raises the hand, pedestrians must, taking into consideration on which carriageway they are, finish crossing it or must stop in the traffic island.

47. When a special vehicle with switched on blue and red (or only blue) flashing lights and special sound signals on are approaching, pedestrians must not start walking across the carriageway, and those who are on the carriageway, must immediately withdraw from it.

48. Pedestrians are prohibited from:

48.1. crossing the carriageway in places where there are traffic or pedestrian barriers, and in settlements – also where there is a central reservation (except pedestrian crossings and junctions);

48.2. using the motorway or highway;

48.3. using the dividing line or the shoulder of the carriageway adjacent to it;

48.4. moving out from behind a stationary vehicle or other obstacle obstructing the view of the site without making sure that there are no vehicles approaching;

48.5. moving along cycle track except where it is necessary to cross to the other side of the cycle track or where there is no pavement or footpath on the road, in which case cyclists will not be obstructed;

48.6. moving away from the scene of an accident if pedestrians are involved;

48.7. moving in the cycle lanes, except where it is necessary to move to the other side of the cycle lane and where cyclists will not be obstructed;

48.8. using roller skates, skateboards or scooters without a motor in the carriageway, except in a residential area;

48.9. using cycle crossings.

Amendments to the Paragraph:

No [744](#), 15/09/2021, published in the RLA on 20/09/2021, ID code 2021-19691

No [273](#), 19/04/2023, published in the RLA on 20/04/2023, ID code 2023-07672

CHAPTER VII OBLIGATIONS OF PASSENGERS

49. Road users must take all necessary precautions when a service vehicle arrives at a bus stop.

Amendments to the Paragraph:

No [935](#), 06/11/2024, published in the RLA on 07/11/2024, ID code 2024-19414

50. Passengers are allowed to get on/off the vehicle only when the vehicle has fully stopped.

51. If the inspecting officer stops the vehicle, the passengers are allowed to get off the vehicle only with his permission.

52. Passengers are allowed to get on/off the vehicle from the side of the carriageway only if doing so is impossible from the side of the sidewalk or of the shoulder and if doing so will be safe and will not hinder other road users.

53. Passengers are prohibited from distracting the driver and preventing him from driving the vehicle.

54. *Ceased to apply from 01/01/2022*

Withdrawal of the Point:

No [744](#), 15/09/2021, published in the RLA on 20/09/2021, ID code 2021-19691

CHAPTER VIII REQUIREMENTS FOR CYCLE DRIVERS

55. Persons under 14 years of age are allowed to ride a cycle on the carriageway, and persons under 12 years of age who have completed the training course established by the Ministry of Education, Science and Sports of the Republic of Lithuania and holding a school certificate. Persons, who are at least 8 years old, are allowed to ride a cycle on the carriageway under the supervision of an adult. There are no age restrictions for cyclists in the residential area.

Amendments to the Paragraph:

No [1135](#), 04/11/2015, published in the RLA on 05/11/2015, ID code 2015-17682

No [744](#), 15/09/2021, published in the RLA on 20/09/2021, ID code 2021-19691

56. A cyclist is only allowed to ride on the road with a cycle that has a proper brake and an audible signal. There must be a red reflector or a red light at the rear of the cycle, and, on the both sides, orange reflectors attached to the wheel spokes. When riding a cycle on the carriageway, the cyclist must wear a brightly coloured vest with reflective elements, or a white light at the front of the cycle or a red light at the rear of the cycle must be on. When riding a cycle on the road during the dark hours of the day or in poor visibility conditions, a white light must be on at the front of the cycle and a red light must be on at the rear of the cycle, and the cycle driver must wear a brightly coloured vest with the reflective elements. When riding a cycle (when carried by the cycle) on the road, the cycle driver (passenger) under 18 years of age must be wearing a cyclist's helmet. A person over 18 years of age, who is riding a cycle on the road, is recommended to wear a cyclist's helmet.

57. Riding a cycle is only permitted on cycle tracks, footpaths and cycle tracks, or on cycle lanes, and where there are none, then on a shoulder that is suitable for that (with asphalt or concrete coating). When there is no cycle track or footpath and cycle track on the road, or there is no cycle lane on the right side of the road, as well as in cases where it is not possible to ride on them (they are pitted, etc.), riding a cycle is permitted on the sidewalk or in one row of the carriageway in the edge right lane, as close as possible to its right edge, except for the cases specified in Point 106 of the Rules, also when an obstacle needs to be bypassed, when it is

necessary to ride a cycle straight, when turning only to the right from the first lane is permitted. When riding a cycle on the shoulder, on the footpath and cycle track, on the sidewalk, the cycle driver must give way to pedestrians, he must not hinder or endanger them, and a cycle driver can drive past the pedestrian (at very close distance) at the speed which is close to the speed of the pedestrian movement (3-7 km/h), leaving such a space on the side which would ensure safe traffic.

Amendments to the Paragraph:

No [1077](#), 02/11/2016, published in the RLA on 03/11/2016, ID code 2016-26198

58. When a cycle driver, who is riding a cycle on the carriageway, needs to turn to the left, to turn around or to ride a cycle to another side of the road, it is recommended to get off the cycle and cross the carriageway by pushing the cycle, if the traffic conditions so require.

59. When approaching the place, where the carriageway needs to be crossed, a cycle driver must, in all cases, slow down and may continue moving only after making sure that it is safe to drive.

Amendments to the Paragraph:

No [744](#), 15/09/2021, published in the RLA on 20/09/2021, ID code 2021-19691

60. When a cycle driver intends to cross the carriageway in the place where the traffic is not controlled and where there is are no traffic signs that determine traffic priority, he must allow the vehicles, that are running on the carriageway, to pass, except when the cycle driver crosses the exits from adjacent areas, residential area, yard, parking lot, crosses the carriageway to which other drivers are turning.

Amendments to the Paragraph:

No [744](#), 15/09/2021, published in the RLA on 20/09/2021, ID code 2021-19691

61. Ceased to apply on 01/11/2018

Withdrawal of the Point:

No [989](#), 03/10/2018, published in the RLA on 08/10/2018, ID code 2018-15920

Amendments to the Paragraph:

No [1077](#), 02/11/2016, published in the RLA on 03/11/2016, ID code 2016-26198

62. A cycle driver must ride a cycle on the cycle track or cycle lane as close as possible to the right edge of the path or lane. If part of the path (sidewalk) for cycle traffic is marked on the footpath and cycle track or on the sidewalk with a horizontal marking (cycle symbol), then a cycle driver must ride a cycle only on it and as close as possible to its right edge.

Amendments to the Paragraph:

No [1077](#), 02/11/2016, published in the RLA on 03/11/2016, ID code 2016-26198

63. In places where the traffic is controlled by the traffic light, cycle drivers must follow the signals of traffic light with a cycle symbol, and where there are none, then the signals of the transport traffic light.

64. Cycle drivers are prohibited from:

64.1. driving on the carriageway, except as provided in the Rules;

Amendments to the Paragraph:

No [744](#), 15/09/2021, published in the RLA on 20/09/2021, ID code 2021-19691

64.2. driving on motorways and highways;

64.3. driving without holding at least one hand on the steering wheel;

64.4. transporting passengers if there are no special seats;

64.5. transporting, towing or pushing loads that obstruct driving or endanger other road users;

64.6. being towed by other vehicles;

64.7. towing other vehicles, except for the trailers intended for that purpose;

64.8. driving while holding onto other vehicles;

64.9. crossing the carriageway when riding a cycle on pedestrian crossings.

Amendments to the Paragraph:

No [1077](#), 02/11/2016, published in the RLA on 03/11/2016, ID code 2016-26198

65. An organised group of cyclists can drive on the carriageway.

66. The Rules set out the requirements for cyclists, traffic signs and road markings, and are also mandatory for powered cycle drivers.

Amendments to the Paragraph:

No [982](#), 20/12/2023, published in the RLA on 21/12/2023, ID code 2023-24836

CHAPTER VIII¹

REQUIREMENTS AND PROHIBITIONS FOR RIDERS OF ELECTRIC MICROMOBILITY DEVICES

66¹. The use of electric micromobility devices on cycle track, cycle lanes, shoulders, carriageways in a residential area are allowed for persons aged at least 16 years and for persons aged at least 14 years, only if they have completed a training course as defined by the Ministry of Education, Science and Sports and hold a certificate issued by the school. There is no age limit for persons riding an electric micromobility device in a backyard of a private house, but persons under 10 years of age must be supervised by an adult.

66². Only electric micromobility devices with a properly working brake and horn, a white light at the front and a red light at the rear, and orange reflectors on both sides, are allowed on the road. The rider of the electric micromobility device must wear a brightly coloured vest with reflective elements or a white light in front and a red light in the rear of the electric micromobility device when riding on the carriageway. When riding on a road in the dark or in poor visibility, the rider of an electric micromobility device shall have a white light in front and a red light in the rear and shall wear a brightly coloured vest with reflectors. Riders of electric micromobility devices under the age of 18 must wear and fasten a cycle, skateboard or motorcycle helmet when on the road. Riders of electric micromobility devices over 18 years of age riding on the road are recommended to wear and those riding on the carriageway must wear a cycle, skateboard or motorcycle helmet. Riders of electric micromobility devices are also recommended to wear body protection (e.g. elbow and knee pads, etc.).

66³. The use of an electric micromobility device is restricted to cycle tracks, pedestrian and cycle track, cycle lanes or, where these do not exist, on a suitable (asphalt or concrete) shoulder. Where there is no cycle track, pedestrian and cycle track, cycle lane or kerb on the right-hand side of the road, or where the road is impassable (potholes, etc.), use of the pavement or the right-hand shoulder of the carriageway shall be permitted, as close as possible to its right-hand edge, except in the cases referred to in paragraph 106 of the Rules, also when it is necessary to pass an obstacle, to drive straight ahead, when it is permissible to turn to the right only from the first lane. When riding on a shoulder, pedestrian and cycle track, pavement, the rider of an electric micromobility device shall give way to pedestrians and shall not obstruct or endanger them, and shall be permitted to pass a pedestrian at a speed which is close to the pedestrian's speed, leaving a gap to the side such as to ensure the safety of the movement of traffic.

66⁴. The rider of an electric micromobility device on a carriageway who needs to turn left, turn around or cross to the other side of the road shall be advised to dismount from the electric micromobility device and cross the carriageway while carrying or leading the electric micromobility device, if the traffic conditions require it.

66⁵. The rider of an electric micromobility device must in all cases reduce their speed when approaching a point where it is necessary to cross the carriageway and may only proceed when they are sure it is safe to do so.

66⁶. The rider of an electric micromobility device intending to cross a carriageway where traffic is not controlled or where there are no traffic priority signs must give way to vehicles travelling along the carriageway, except when crossing exits from roadside areas, a residential area, a backyard, a parking lot, when crossing a carriageway into which other drivers are turning.

66⁷. When riding on a cycle track, riders of electric micromobility devices must ride as close as possible to the right-hand edge of the path (the designated part of the path). Where a pedestrian and cycle track or pavement is marked with lines (white cycle symbol) with a cyclist's part of the path or pavement, riders of electric micromobility devices must drive only on that part and as close as possible to its right-hand edge.

66⁸. In areas with traffic lights, riders of electric micromobility devices must obey traffic lights with a cycle symbol and, in the absence of traffic lights, regular traffic lights.

66⁹. Riders of electric micromobility devices are prohibited from:

66⁹.1. riding on pavements in areas designated by the municipal council or its authorised person;

66⁹.2. riding on footpaths;

66⁹.3. riding on the carriageway, except in the cases specified in point 66³ of the Rules;

66⁹.4. using motorways and highways;

66⁹.5. crossing the carriageway when riding a micromobility device on pedestrian crossings.

66⁹.6. carrying passengers;

66⁹.7. crossing the road in places not designated for that purpose;

66⁹.8. riding without holding the steering wheel (if fitted) with at least one hand;

66⁹.9. carrying, towing or pushing loads which interfere with driving or endanger other road users;

66⁹.10. having their electric micromobility device towed by another vehicle;

66⁹.11. towing another vehicle;

66⁹.12. riding while holding on to another vehicle;

66⁹.13. riding at a speed exceeding 20 km/h, or more than 7 km/h on the pedestrian and cycle track, shoulder or pavement immediately in front of a pedestrian.

66¹⁰. A device similar in design to an electric micromobility device or a powered cycle, with a maximum power output greater than 1 kW and/or a maximum design speed greater than 25 km/h, which cannot be classified as an electric micromobility device or a powered cycle, shall be allowed to participate in public traffic, provided that all the procedures required for motor vehicles (conformity assessment, registration, compulsory roadworthiness test, compulsory insurance) have been completed and that the rider of the device complies with the requirements laid down in the Law on Road Traffic Safety and the Rules for the driver of a motor vehicle.

Supplemented with a chapter:

No 982, 20/12/2023, published in the RLA on 21/12/2023, ID code 2023-24836

CHAPTER IX

REQUIREMENTS FOR HORSE DRIVERS, CATTLE AND BIRD DROVERS, AND RIDERS

67. Persons at least 14 years old are allowed to drive a horse, to guide cattle or birds, ride on the roads.

68. Horse driving, cattle or bird guiding, riding are permitted only on the right shoulder, and where there is none, then on the right edge of the carriageway, as close as possible to the edge of the carriageway, without endangering other road users.

69. There must be white reflectors at the front, orange reflectors on the sides and red reflector at the rear of the horse-drawn carriage or horse-drawn sledge. The reflectors must be

attached in clearly visible places and they must mark the external dimensions of the carriage or sledge.

70. At the time of driving a horse, guiding cattle or birds on the roads during the dark hours of the day or in poor visibility conditions, there must be lit lights on the left side of the carriage, sledge, cattle or bird queue: white lights at the front and red lights at the back. If the above lights cannot be attached, they must be carried on the left side of the cattle or birds by drovers. During the dark hours of the day or in poor visibility conditions, the horse driver, cattle or bird drover, the rider must wear a brightly coloured vest with the reflective elements.

71. The herd of the guided cattle or the flock of the guided birds should be divided into groups, the distances between which must be such as not to impede the traffic. There must be so many drovers that they could control the cattle or birds and would ensure traffic safety.

72. Horse drivers, cattle or bird drovers, riders, other persons are prohibited from:

72.1. leaving the cattle or birds unattended on or near the road;

72.2. tying up the cattle in such a way as to enable them to go out to the road;

72.3. guiding the cattle or birds on the pavement, on the road with the asphalt or concrete coating without the consent of the road owner;

72.4. guiding the cattle or birds across the railway and the road where there are no places specially dedicated for this purpose;

72.5. riding on the carriageway during the dark hours of the day;

72.6. driving a horse, guiding cattle or birds, riding on motorways or highways;

72.7. driving a horse, riding, guiding cattle or birds on the roads when intoxicated, under the influence psychoactive substances.

CHAPTER X TRAFFIC CONTROL SIGNALS

73. Traffic light signals have the following meanings:

73.1. a green circular signal allows traffic in all directions (straight, right, left, turn around);

73.2. a green arrow-shaped signal in the black background allows traffic in the direction(s) indicated by the arrow(s); a green arrow in the additional section of the traffic light has the same meaning; when turning to left is allowed, then turning around is also allowed;

73.3. a green flashing signal allows traffic and informs that its time is running out and the traffic light signals soon will change;

73.4. a green signal with a pedestrian symbol allows pedestrians to walk;

73.5. a green signal with a cycle symbol allows cycling on cycles, electric micromobility devices;

Amendments to the Sub-paragraph:

No [982](#), 20/12/2023, published in the RLA on 21/12/2023, ID code 2023-24836

73.6. a green signal with black arrow(s) allows traffic in the direction(s) indicated by the arrow(s); when turning to left is allowed, then turning around is also allowed;

73.7. a yellow signal prohibits traffic (except in the cases referred to in paragraphs 29 and 166 of the Rules) and informs that the traffic light signals will change; if the signal contains a black arrow(s), it prohibits traffic in the direction(s) indicated by the arrow(s) and informs which direction(s) will be permitted when the green signal in the form of an arrow(s) is (are) activated; if it contains a symbol of a cycle, it shall be valid for cycles and for electric micromobility devices;

Amendments to the Sub-paragraph:

No [982](#), 20/12/2023, published in the RLA on 21/12/2023, ID code 2023-24836

73.8. yellow and red signals activated both together prohibit traffic and inform that a green signal will be activated soon;

73.9. a flashing yellow signal allows traffic and informs that the intersection or pedestrian crossing is not controlled;

73.10. a white flashing signal, which is used at level crossings, allows traffic after making sure that the rail vehicle is not approaching the level crossing;

73.11. a red signal or two alternately flashing red signals prohibit(s) traffic; if there is/are a black arrow(s) in the signal, it prohibits traffic in the direction(s) indicated by the arrow(s) and informs in which direction(s) the driving will be allowed after the green arrow-shaped signal will come on;

73.12. a red signal with a pedestrian symbol prohibits pedestrian traffic;

73.13. a red signal with a cycle symbol prohibits the use of cycles and electric micromobility devices;

Amendments to the Sub-paragraph:

No [982](#), 20/12/2023, published in the RLA on 21/12/2023, ID code 2023-24836

73.14. a red X-shaped signal and a green signal of downward-pointed arrow (traffic light in reverse) prohibit or permit, accordingly, the use of the lane above which they are installed; if the traffic light in reverse has a yellow arrow-shaped signal, which is directed to the right or to the left, then it informs that driving in that lane will be prohibited, and obliges road users to immediately change to the adjacent lane in the direction of the arrow; when traffic light are off or yellow signal is on, then entering the lane marked with a double dashed line of horizontal marking is prohibited.

Amendments to the Paragraph:

No [744](#), 15/09/2021, published in the RLA on 20/09/2021, ID code 2021-19691

74. Traffic light signals are arranged vertically from top to bottom in the following order: red, yellow, green. If necessary, the signals can also be arranged horizontally: red signal - on the left, the yellow - in the middle, and the green signal - on the right (traffic light in reverse). Road users must follow the signals of the traffic light installed in the direction of their movement and intended for them, as well as the signals of the duplicate traffic light.

75. Ceased to apply from 01/11/2019

Withdrawal of the Point:

No. [989](#), 03/10/2018, published in the RLA on 08/10/2018, ID code 2018-15920

76. Ceased to apply from 01/01/2020

Withdrawal of the Point:

No [1086](#), 03/10/2014, published in the RLA on 10/10/2014, ID code 2014-13954

76. If a plate with a green arrow pointing to the right is attached at the intersection next to the red signal of the traffic light, drivers are also allowed to turn to the right when the prohibitory signal of the traffic light is on. In this case, however, before entering the intersection, the drivers must stop in front of the traffic sign 'Stop line' and/or in front of the 'Stop' line, or, in their absence, in front of the pedestrian crossing, traffic light, and they can continue driving only after making sure that doing so is safe and that they will not interfere with other vehicles and pedestrians, whose direction of movement they are crossing.

Point added:

No [2](#), 08/01/2020, published in the RLA on 09/01/2020, ID code 2020-00271

77. The signals of the controller have the following meanings:

77.1. arms outstretched to the sides or lowered;

77.1.1. driving straight and to the right from the right and left sides is allowed, and

pedestrians are allowed to walk across the carriageway;

77.1.2. the traffic of all vehicles and pedestrians from the side of the chest and from the side of the back is prohibited;

77.2. the right arm outstretched forward:

77.2.1. vehicles are allowed to drive from the left side in all directions;

77.2.2. vehicles are allowed to drive from the side of the chest to the right only;

77.2.3. the traffic of all vehicles from the side of the back and from the right side is prohibited;

77.2.4. pedestrians are allowed to walk across the carriageway behind the back of the controller;

77.3. the arm is raised:

77.3.1. all road users are prohibited from moving in any direction;

77.3.2. drivers must stop without changing lanes.

78. The driver must stop the vehicle and the pedestrian must stop when the inspecting officer or the controller gives a sign - is waving with the controller's rod or a circle with a red reflector, which is pointed at the road user, or instructs the driver or pedestrian to stop through the speaker. The STOP signal may also be indicated on the display panel, which is installed in the car bearing the sign of the relevant service and marked with special colours. In order to draw the attention of road users, the inspecting officer or controller may give a signal with a whistle. After having received a signal to stop, the driver must immediately stop the vehicle at the specified place; if the place is not specified, then on the right shoulder, and when there is no shoulder, then on the right edge of the carriageway.

Amendments to the Paragraph:

No [989](#), 03/10/2018, published in the RLA on 08/10/2018, ID code 2018-15920

79. Traffic light signals may be additionally duplicated by audible signals, informing blind pedestrians that they can cross the carriageway.

80. The red signal of the traffic light at level crossings may be duplicated by an audible signal.

80¹. White signals in the black background, which are displayed on the traffic light for the regular service vehicles have the following meanings:

80¹.1. an S-shaped signal prohibits the traffic of the regular service vehicles;

80¹.2. a signal in the shape of a horizontal bar prohibits the traffic of the regular service vehicles (except for the cases specified in Points 29 and 166 of the Rules) and informs that the signals of the traffic light will change;

80¹.3. an S-shaped signal and a signal in the shape of a horizontal bar, which are both turned on together, prohibit the traffic of the regular service vehicles and inform that an arrow-shaped signal will be activated soon;

80¹.4. an arrow-shaped signal allows the traffic of the regular service vehicles in the indicated direction(s).

Point added:

No [744](#), 15/09/2021, published in the RLA on 20/09/2021, ID code 2021-19691

CHAPTER XI WARNING SIGNALS

81. Warning signals are as follows: activation of turn or brake light signals (can be displayed by hand); activation of an audible signal; changing between headlamp lights; activation of emergency light alarm, switching on the warning flashing orange lights; placing emergency stop sign on the road or affixing it to the vehicle.

Amendments to the Paragraph:

No [989](#), 03/10/2018, published in the RLA on 08/10/2018, ID code 2018-15920

82. The driver must warn with the help of turn light signals of the appropriate direction, and if there is no light signal or it is faulty, then by the hand:

82.1. before starting to drive and before stopping;

82.2. before changing lanes, before and when ending overtaking, before bypassing an obstacle and when ending to bypass it, before turning to the right or left, before turning around, before exiting a roundabout.

83. The left arm outstretched to the side or the right arm outstretched to the side and bent over the elbow perpendicularly upwards corresponds to a left turn signal.

84. The right arm outstretched to the side or the left arm outstretched to the side and bent over the elbow perpendicularly upwards corresponds to a right turn signal.

85. The brake signal is displayed with the raised left or right arm.

86. Displaying warning signals must be started in advance before performing the manoeuvre (braking associated with the manoeuvre) and must be ended immediately after the manoeuvre (signals by hand can be ended just before the manoeuvre). The signal must be displayed in such a way as not to mislead other road users. The turn light signals do not need to be displayed when entering a roundabout.

87. The driver displaying a signal does not acquire the right-of-way.

88. Using audible signals in built-up areas is not permitted, unless they are necessary to prevent a road accident.

89. In order to draw attention of the driver of the vehicle that is being overtaken, switching between lights can be used, and outside built-up area an audible signal can be used.

Amendments to the Paragraph:

No [989](#), 03/10/2018, published in the RLA on 08/10/2018, ID code 2018-15920

90. Using main-beam headlamps as a warning sign is prohibited if they may dazzle other drivers (even through the rear-view mirror).

91. Emergency light alarm in the vehicle, if any, must be on;

91.1. in the event of a compulsory stop in places in which standing and parking is prohibited;

Amendments to the Paragraph:

No [744](#), 15/09/2021, published in the RLA on 20/09/2021, ID code 2021-19691

91.2. in the event of a road accident;

91.3. after the driver has stopped the vehicle has been stopped by the inspecting officer;

91.4. after the driver has stopped the vehicle on unlit sections of the road during the dark hours of the day or in poor visibility conditions, and when driving during the dark hours of the day or in poor visibility conditions if at least one rear position lamp is out;

91.5. when the vehicle is towed or transported with its front or rear end placed on a special support device;

Amendments to the Paragraph:

No [989](#), 03/10/2018, published in the RLA on 08/10/2018, ID code 2018-15920

91.6. when the driver is being dazzled;

91.7. when a driver wants to warn other drivers of an obstacle or danger;

91.8. during the boarding/dropping out the children to/from the vehicle(s) bearing the distinguishing signs for the carriage of children.

92. In the event of a failure or absence of an emergency light signal on the vehicle and a forced stop where stopping or parking is prohibited or in the event of an accident, or a forced stop where the stopped vehicle would be visible to other road users less than 100 metres away, the driver of a motor vehicle (except a moped, a motorcycle without a trailer), a tractor, a self-propelled machine must immediately place an emergency stop sign on the side of the

carriageway opposite to the direction of the direction of travel of vehicles: in settlements, not closer than 25 m, and in non-residential areas, not closer than 50 m to the stopped vehicle. If at least one rear position lamp is defective and the emergency light signal is not working during darkness or in poor visibility, an emergency stop sign must be affixed to the rear of the vehicle in order to continue driving.

Amendments to the Paragraph:

No [935](#), 06/11/2024, published in the RLA on 07/11/2024, ID code 2024-19414

93. During the boarding/dropping out the students to/from the school bus, the driver must switch on the flashing orange warning lights. The flashing orange warning lights must be switched off when the school bus is moving.

Amendments to the Paragraph:

No [744](#), 15/09/2021, published in the RLA on 20/09/2021, ID code 2021-19691

CHAPTER XII USE OF LIGHT DEVICES

94. During the dark hours of the day or in poor visibility conditions, drivers of motor vehicles, tractors, self-propelled machines must drive on the roads with the lights of main-beam or dipped-beam headlamps on.

95. During the dark hours of the day or in poor visibility conditions, the lights of main-beam headlights must be switched to dipped-beam headlamps:

95.1. on properly lit roads;

95.2. at the distance of at least 150 m to the oncoming vehicle;

95.3. in other cases when the lights of main-beam headlamps may dazzle other drivers (even those traveling in the same direction).

96. The driver, who is being dazzled, must turn on an emergency light alarm and slow down without changing the travel direction, and stop, if necessary.

Amendments to the Paragraph:

No [989](#), 03/10/2018, published in the RLA on 08/10/2018, ID code 2018-15920

97. During daylight hours, drivers of motor vehicles, tractors, self-propelled machines must drive on the roads with the lights of dipped-beam headlamps on or with the lights of headlamps, that are intended specially for this time of the year, on.

98. Using fog lamps is permitted only in poor visibility conditions, and using headlights is also permitted when the front left dipped-beam headlamp is faulty.

CHAPTER XIII START OF DRIVING AND MANEUVERING

99. In the Republic of Lithuania, road traffic is on the right side of the road.

100. Unless there are traffic signs or markings which provide otherwise, the imaginary longitudinal axis of the carriageway separates the traffic in opposite directions on the carriageway.

101. Before starting to drive, before changing lanes and before otherwise changing direction of travel, the driver must make sure that doing so is safe, and give way to (not obstruct) other road users.

102. When entering the road from the adjacent areas, the driver must give way to the vehicles that are running on it (cycles and other).

103. When exiting the road, the driver must give way to the vehicles travelling on it (cycles and other).

104. When changing lanes, the driver must give way to the vehicles travelling in the

adjacent lane in the same direction. If the vehicles travelling in the same direction change lanes jointly, the driver must give way to the vehicle that is on the right side, except for the cases specified in Point 112 of the Rules.

Amendments to the Paragraph:

No [744](#), 15/09/2021, published in the RLA on 20/09/2021, ID code 2021-19691

105. If traffic is not possible in one of the lanes on the road with two (or more) lanes in the same direction and a row of vehicles has formed, every driver, who is driving in the adjacent lane, must allow one vehicle (the first in the row that has formed) to perform lane change. The driver, who is changing lanes, must make sure that he is given way by the other driver.

106. Before turning to the right, to the left and before turning around (except for the turn to the roundabout), the driver must move, in advance, the car very close to the respective edge of the carriageway intended to travel in that direction. Traffic signs and/or horizontal markings may replace this requirement.

107. When, due to its dimensions or for other reasons, the vehicle is unable to turn (turn around) from its edge position, turning is also permitted from the point other than the respective edge of the carriageway intended to travel in that direction, if this will not hinder other vehicles and will not endanger other road users.

108. The vehicle must be turned so that when entering and leaving an intersection of carriageways, the vehicle does not end up in the oncoming lane. If the turning or overtaking is possible from a single lane, the driver may choose any lane of the carriageway into which they are turning when turning. Where turning is permitted in more than one lane, the driver must turn in such a way as not to obstruct the turning driver in the adjacent lane.

Amendments to the Paragraph:

No [1077](#), 02/11/2016, published in the RLA on 03/11/2016, ID code 2016-26198

No [273](#), 19/04/2023, published in the RLA on 20/04/2023, ID code 2023-07672

109. When turning to the left (turning around) in the place other than an intersection, the driver must give way to the vehicles travelling in the opposite direction straight or to the right, and, in places where overtaking is allowed, also to the vehicles that are overtaking.

Amendments to the Paragraph:

No [744](#), 15/09/2021, published in the RLA on 20/09/2021, ID code 2021-19691

110. If the traffic is very intense and all lanes are busy, changing lanes is only allowed when the driver needs to turn, turn around or stop.

111. If there is a deceleration lane, the driver intending to make a turn must change into that lane as early as possible and slow down (brake) in it.

Amendments to the Paragraph:

No [273](#), 19/04/2023, published in the RLA on 20/04/2023, ID code 2023-07672

112. If there is an acceleration lane intended to enter the road, the driver must drive in it and merge into the traffic flow (change to the adjacent lane), by giving way to the vehicles in the traffic flow or to the vehicles which are changing to the deceleration lane.

Amendments to the Paragraph:

No [744](#), 15/09/2021, published in the RLA on 20/09/2021, ID code 2021-19691

113. The driver who is driving at the speed much lower than the maximum speed limit (except for the cases when the driver is turning to the left or is turning around) must give way to the vehicles, which are travelling behind his vehicle at a higher speed, by moving his vehicle as far to the right as possible. The driver of the slow-moving or large vehicle must, if necessary, stop and allow the vehicles, that have accumulated behind his vehicle, to pass.

114. When driving in reverse, the driver must give way to other road users.

115. When the driving trajectories of the vehicles intersect and the driving order is not

covered in the Rules, the driver towards whom the vehicle is approaching from the right must give way.

- 116. Turning around is prohibited:
 - 116.1. at pedestrian crossings;
 - 116.2. at level crossings;
 - 116.3. in tunnels;
 - 116.4. on and under bridges, trestles, overpasses;
 - 116.5. in places where the visibility of the road in at least one direction is less than 100 meters;
 - 116.6. on the roads with a central reservation, except for the turnaround places provided for that purpose, which are marked with traffic signs or traffic signs and horizontal markings.

CHAPTER XIV POSITION OF VEHICLES ON THE ROAD

117. If the carriageway is divided into lanes by horizontal markings and/or road signs, vehicles must use these lanes. Driving over dashed horizontal marking lines shall be permitted only when changing lanes, and crossing continuous horizontal marking lines shall be permitted only in the cases specified in Annex 3 to the Rules. If there is a continuous horizontal marking line (single or double) separating lanes of opposing traffic, the driver must keep to the right of it. It is also permissible to cross continuous horizontal marking lines and traffic islands diverging traffic but only in exceptional cases where it is not possible to proceed without changing lanes because of a stationary obstacle in the carriageway (fallen tree, traffic accident, forced stop or unauthorised parking of a vehicle or any other stationary object which makes traffic impossible), provided it is safe to do so and without interfering with the safety of other road users.

Amendments to the Paragraph:

No [935](#), 06/11/2024, published in the RLA on 07/11/2024, ID code 2024-19414

118. It is prohibited on the two-way road of four and more lanes or on the road with a central reservation to enter the side of the road that is intended for traffic in the opposite direction, to drive on the central reservation of the road on across it.

119. The driver must drive as close as possible to the right edge of the carriageway.

120. It is prohibited to drive goods vehicles with the permissible maximum vehicle mass exceeding 3,5 tonnes (hereinafter - the permissible maximum mass) further from the right edge of the carriageway than in the second lane, unless they need to turn to the left, to turn around, bypass an obstacle, stop or stand on a one-way road.

Amendments to the Paragraph:

No [744](#), 15/09/2021, published in the RLA on 20/09/2021, ID code 2021-19691

121. Drivers, who are driving vehicles, the speed of which must not exceed 40 km/h, as well as vehicles with an overall length of more than 7 m, must, in places other than built-up areas, maintain such a distance from the vehicle driving in front of them that would allow the vehicles, that are overtaking them, to change the lane for the lane on the right side of the road. The requirement does not apply if the driver himself is preparing to overtake another car, also when there is an intense traffic.

122. Vehicles with a design speed that cannot exceeding 40 km/h or which, for technical reasons, cannot reach such speed, must drive in the edge right lane, unless they are overtaking, bypassing, changing the lane or stop on the one-way road for the purpose of cargo loading.

123. Drivers of mopeds and lightweight quadricycles must drive only in the lane which is the first from the right edge of the carriageway, as close as possible to its right edge, unless

they need to turn to the left, turn around, bypass an obstacle, drive straight, when only the right turn from the first lane is allowed and when it is possible to stop or stand on a one-way road.

Amendments to the Paragraph:

No [744](#), 15/09/2021, published in the RLA on 20/09/2021, ID code 2021-19691

124. Drivers of motor vehicles, tractors, self-propelled machines, horse drivers are prohibited from driving on the lawn, sidewalk, footpath and/or cycle track, cycle lane or driving onto them, unless driving onto the edge of the sidewalk is permitted by traffic signs indicating how the vehicle must be parked, and the cycle track or the cycle lane are marked with the 1.14 horizontal marking line. It is prohibited to drive vehicles on the central reservation, on the slopes of embankments or excavations, in ditches, to enter or exit the road in places other than those specially equipped for that purpose.

Amendments to the Paragraph:

No [744](#), 15/09/2021, published in the RLA on 20/09/2021, ID code 2021-19691

125. Vehicle drivers (except riders of cycles and electric micromobility devices) are prohibited from overtaking vehicles proceeding in the same direction from the right (except for the permissible overtaking of left-turning, turning vehicles from the right) on a shoulder, deceleration lane or acceleration lane. Slower vehicles travelling in the same direction shall be advised to overtake from the left.

Amendments to the Paragraph:

No [982](#), 20/12/2023, published in the RLA on 21/12/2023, ID code 2023-24836

126. The driver must keep a distance at speed sufficient to avoid hitting the vehicle in front if it is braking, and must leave a gap to the side of the vehicle so as to keep traffic moving safely. It is recommended that the distance to the vehicle in front should be at least the distance covered in two seconds or at least half the speedometer reading converted into metres, e.g. at a speed of 70 km/h, the distance should not be less than 35 m, unless traffic conditions require otherwise. Drivers of motor vehicles, tractors, self-propelled machinery shall, when overtaking pedestrians or overtaking or passing cyclists or riders of electric micromobility devices, leave a lateral distance of at least 1.0 m between the vehicle being driven and the specified road users at a maximum speed of 50 km/h and a lateral distance of at least 1.5 m at a maximum speed of 50 km/h. The requirement to maintain the specified lateral distance shall not apply in the case of a single lane.

Amendments to the Paragraph:

No [989](#), 03/10/2018, published in the RLA on 08/10/2018, ID code 2018-15920

No [982](#), 20/12/2023, published in the RLA on 21/12/2023, ID code 2023-24836

No [935](#), 06/11/2024, published in the RLA on 07/11/2024, ID code 2024-19414

CHAPTER XV DRIVING SPEED

127. The driver must drive without exceeding the speed limit. When choosing the driving speed, the driver must take into account the driving conditions, in particular the terrain, the state of the road and of the vehicle, and the load, meteorological conditions as well as traffic intensity in order to be able to stop the vehicle in front of any foreseeable obstacle. The driver must slow down and stop, if necessary, when circumstances so require, especially in poor visibility conditions.

128. If an obstacle occurs or if there is a threat to traffic safety, the driver must slow down (if he can notice that), even stop the vehicle completely, or bypass the obstacle without endangering other road users.

129. In built-up areas, all vehicles are allowed to travel at a maximum speed of 50 km/h.

130. In parking lots, all vehicles are allowed to travel at a maximum speed of 20 km/h.

131. Driving in places other than built-up areas is allowed:

131.1. by passenger cars, goods vehicles with the permissible maximum mass not exceeding 3,5 tonnes, by motorcycles and tricycles on motorways in April-October – at the speed not exceeding 130 km/h, in November-March – at the speed not exceeding 110 km/h, on highways in April-October - at the speed not exceeding 120 km/h, in November-March - at the speed not exceeding 110 km/h, on the roads with asphalt or concrete coating – at the speed not exceeding 90 km/h, on other roads – at the speed not exceeding 70 km/h;

131.2. by vehicles of categories A1, A2, A or B that are driven by novice drivers, persons learning to drive or taking a practical driving test, by buses (including school buses) on motorways – at the speed not exceeding 100 km/h, on highways – at the speed not exceeding 90 km/h, on the roads with an asphalt or concrete coating – at the speed not exceeding 80 km/h, on other roads – at the speed not exceeding 70 km/h;

131.3. by goods vehicles with the permissible maximum mass exceeding 3.5 tonnes, as well as by combinations of these goods vehicles and trailers, by buses with trailers on motorways and highways – at the speed not exceeding 90 km/h, on the roads with an asphalt or concrete coating – at the speed not exceeding 80 km/h, on other roads – at the speed not exceeding 70 km/h;

131.4. by passenger cars and goods vehicles with the permissible maximum mass not exceeding 3.5 tonnes, with trailers, on motorways, highways and on the roads with an asphalt or concrete coating – at the speed not exceeding 90 km/h, on other roads – at the speed not exceeding 70 km/h;

131.5. when towing motor vehicles with a rigid tow – at the speed not exceeding 70 km/h, and when towing motor vehicles with a flexible tow – at the speed not exceeding 50 km/h;

131.6. by quadricycles, powerful quadricycles – at the speed not exceeding 70 km/h;

Amendments to Sub-paragraph:

No [744](#), 15/09/2021, published in the RLA on 20/09/2021, ID code 2021-19691

131.7. by tractors and self-propelled machines – at the speed not exceeding 50 km/h.

Amendments to the Sub-paragraph:

No [744](#), 15/09/2021, published in the RLA on 20/09/2021, ID code 2021-19691

Amendments to the Paragraph:

No [989](#), 03/10/2018, published in the RLA on 08/10/2018, ID code 2018-15920

132. If the speed limit on the roads is increased or decreased by appropriate traffic signs, the driver must follow the requirements of traffic signs. However, the driving speed, chosen by the driver, in built-up area and outside built-up area cannot exceed the maximum permissible speed established in Point 131 of the Rules for the vehicle or its combination with a trailer.

Amendments to the Sub-paragraph:

No [744](#), 15/09/2021, published in the RLA on 20/09/2021, ID code 2021-19691

133. In road sections, in which traffic conditions allow safe driving at a higher speed, at the decision of the road owner, the permissible speed may be increased by appropriate traffic signs installed.

Amendments to the Paragraph:

No [744](#), 15/09/2021, published in the RLA on 20/09/2021, ID code 2021-19691

134. Ceased to apply from 01/11/2018

Withdrawal of the Point:

No [989](#), 03/10/2018, published in the RLA on 08/10/2018, ID code 2018-15920

Withdrawal of the Point:

No [1077](#), 02/11/2016, published in the RLA on 03/11/2016, ID code 2016-26198

135. The driver is prohibited from:

135.1. exceeding the maximum speed specified by the vehicle manufacturer, notwithstanding the fact that the traffic sign may set a higher speed limit;

Amendments to the Paragraph:

No [744](#), 15/09/2021, published in the RLA on 20/09/2021, ID code 2021-19691

135.2. exceeding speed specified in the distinguishing speed limit sign of the vehicle;

135.3. unnecessarily driving too slowly by interfering with the normal traffic of other vehicles;

135.4. abrupt braking if this is not necessary for traffic safety.

CHAPTER XVI OVERTAKING AND TRAFFIC IN THE LANE

136. Drivers are advised to avoid unnecessary overtaking manoeuvres. Before starting overtaking, the driver must take additional precautions and make sure that:

136.1. none of the drivers driving after his car has begun overtaking his car;

136.2. the driver of the vehicle, which is going to be overtaken, is not showing a left turn signal;

136.3. the part of the lane necessary for overtaking is free and the oncoming vehicles or the pedestrians walking on the carriageway will not be obstructed;

136.4. safe distance from the vehicle that is being overtaken will be ensured;

136.5. when finishing the overtaking, the driver will be able to return to his lane without obstructing the vehicle that is being overtaken.

Amendments to the Paragraph:

No [744](#), 15/09/2021, published in the RLA on 20/09/2021, ID code 2021-19691

137. If the driver of the vehicle travelling ahead shows a left turn signal and has changed the lane in order to turn to the left (turn around), the driver of the vehicle, that is travelling behind, must bypass from the right side the vehicle that is turning or must wait until the driver, who is driving ahead, will vacate the lane.

138. The driver of the vehicle that is being overtaken is prohibited from obstructing overtaking by increasing speed or by other actions.

139. If it is difficult to overtake the vehicle that is travelling ahead, the way must be given by the driver on whose side an obstacle is present. When there is an obstacle on the slopes marked with appropriate traffic signs, the road must be given by the driver of the vehicle that is driving down the slope.

140. Overtaking is prohibited:

140.1. at intersections, except for the allowed overtaking on the main road not marked with traffic signs 'Intersection with a side road', 'Side road on the right', 'Side road on the left' or 'Main road';

Amendments to the Paragraph:

No [989](#), 03/10/2018, published in the RLA on 08/10/2018, ID code 2018-15920

140.2. at level crossings and at the distance of 100 m to them;

140.3. on road sections with poor visibility;

140.4. at pedestrian crossings;

140.5. in places where there is more than one lane in the direction of travel.

140.6. on road sections marked with the signs 'Prohibition of overtaking' or 'Prohibition of overtaking by goods vehicles' (as explained on these signs);

Sub-paragraph added:

No [273](#), 19/04/2023, published in the RLA on 20/04/2023, ID code 2023-07672

140.7. on road sections where opposing traffic flows are separated by horizontal markings 1.1, 1.3, 1.4, 1.10 (on the side of the solid line) and 1.15 as defined in Annex 3 to the Rules;

Sub-paragraph added:

No [273](#), 19/04/2023, published in the RLA on 20/04/2023, ID code 2023-07672

140.8. in residential areas, courtyards of apartment buildings, parking lots and cycle streets.

Sub-paragraph added:

No [273](#), 19/04/2023, published in the RLA on 20/04/2023, ID code 2023-07672

CHAPTER XVII STANDING AND PARKING

141. Vehicles are allowed to stand and be parked on the right side of the road, on the shoulder, as far to the right as possible, and where there is no shoulder, then on the edge of the carriageway. When entering/exiting the shoulder, the driver of the vehicle must not endanger other road users. If there is a cycle lane on the right side of the carriageway, standing and parking is allowed next to the cycle lane.

142. In built-up areas, standing and parking is also allowed on the left side on one-way roads, also on the roads with one lane for each direction.

143. On unlit road sections, during dark hours of the day or in poor visibility conditions, standing is allowed after turning on an emergency stop signal, and parking is allowed only in the parking lots or outside the road.

Amendments to the Paragraph:

No [744](#), 15/09/2021, published in the RLA on 20/09/2021, ID code 2021-19691

144. Vehicles are allowed to stop and stand on the carriageway in one row.

145. Motorcycles without a trailer, mopeds, cycles and electric micromobility devices may be parked in two rows, provided that this does not obstruct traffic.

Amendments to the Paragraph:

No [982](#), 20/12/2023, published in the RLA on 21/12/2023, ID code 2023-24836

146. Parking a vehicle at an angle to the edge of the carriageway, rather than in parallel to the edge of the carriageway, is allowed only where permitted by traffic signs and/or horizontal marking indicating the way in which the vehicles must be parked.

147. The driver can leave his seat or leave the vehicle only after making sure that it will not start rolling by itself and that other persons will not be able to use it.

148. Opening the door of the vehicle that has stopped is prohibited if this endangers or obstructs other road users.

149. When leaving a motor vehicle parked in the zone covered by a sign limiting the duration of parking, the driver must leave information on the time of arrival of the motor vehicle behind the windscreen of the motor vehicle in such way as to make it visible to other persons.

150. Standing and parking is prohibited:

150.1. at level crossings and at the distance of less than 50 m to them;

150.2. in the central reservation, in the acceleration lane and in the deceleration lane;

150.3. on and under bridges, overpasses, trestles, unless traffic signs indicating the place of standing allow standing there, also in tunnels;

150.4. at pedestrian crossings and at the distance of less than 5 m to them, and on the roads with one lane in each direction – also at the distance of less than 5 m after the pedestrian crossings;

150.5. on the lawn, sidewalk (unless standing in that place is permitted by traffic signs indicating the way of standing, or the vehicle is specified in the issued permit to trade in a public place during events), as well as in sports grounds and children's playgrounds, and in other territories not intended for the traffic (standing) of vehicles;

150.6. on the footpath and/or cycle track, cycle lane, as well as at the distance of less than 5 m to the intersection of the carriageway with a footpath and/or cycle track, and on the roads with one lane to each direction and at the distance of less than 5 m after the footpath and/or cycle track;

150.7. where there is a distance of less than 3 m between the vehicle that has stopped and the continuous horizontal marking line, the edge of the verge or, in its absence, the carriageway;

Amendments to the Paragraph:

No [744](#), 15/09/2021, published in the RLA on 20/09/2021, ID code 2021-19691

150.8. at the intersection and at the distance of less than 5 m to it, unless standing there is permitted by traffic signs indicating the place of standing;

150.9. at a service vehicle stops and within 15 m of them (or within 15 m of a stop sign where there is no stop) if this would interfere with the service vehicle's traffic; it is prohibited for other vehicles to park in a car-taxi parking space;

Amendments to the Paragraph:

No [273](#), 19/04/2023, published in the RLA on 20/04/2023, ID code 2023-07672

150.10. in places where the vehicle, that has stopped, would obstruct traffic light signals or traffic signs for other drivers, would obstruct entering/exiting the parking lot, parking space, garage, yard, territory, would obstruct access to another vehicle or otherwise obstruct vehicle or pedestrian traffic;

150.11. outside built-up areas, where the road is visible in at least one direction at the distance of less than 100 m; on the uphill, downhill or in the bend marked with the corresponding traffic signs No 113 through 118;

150.12. in built-up areas, where the road is visible in at least one direction at the distance of less than 50 m; on the uphill, downhill or in the bend marked with the corresponding traffic signs No 113 through 118;

150.13. on the dashed areas which mark the traffic diversion islands;

150.14. for other vehicles in the lane intended for the regular service vehicles;

150.15. at the intersection of the carriageways of the road and of the entrance/exit to/from the territory located near the road and at a distance of less than 5 m from it (on that side of the road on which the entrance/exit to/from the territory located near the road is specified), unless standing there is permitted by traffic signs indicating the place of standing.

Sub-paragraph added:

No [744](#), 15/09/2021, published in the RLA on 20/09/2021, ID code 2021-19691

150.16. other vehicles in a parking space reserved for vehicles with a distinctive 'Persons with disabilities' or with a parking card for people with disabilities;

Sub-paragraph added:

No [273](#), 19/04/2023, published in the RLA on 20/04/2023, ID code 2023-07672

Amendments to the Sub-paragraph:

No [982](#), 20/12/2023, published in the RLA on 21/12/2023, ID code 2023-24836

150.17. on a side of a road with two or more lanes and a speed of more than 50 km/h, with the exception of special parking spaces marked with appropriate traffic signs and/or horizontal road markings, or stopping at a service vehicle bus stop or on the shoulder.

Sub-paragraph added:

No [935](#), 06/11/2024, published in the RLA on 07/11/2024, ID code 2024-19414

150¹. The provisions of Paragraph 150.5 of the Rules do not apply to riders of cycles and electric micromobility devices.

Point added:

No [273](#), 19/04/2023, published in the RLA on 20/04/2023, ID code 2023-07672

Sub-paragraph added:

No [982](#), 20/12/2023, published in the RLA on 21/12/2023, ID code 2023-24836

151. After having stopped compulsory in the place in which standing or parking is prohibited, the driver of the vehicle must turn on an emergency light alarm, if any, and/or place on the road an emergency stop sign as specified in Point 92 of the Rules, and remove the vehicle from the road as soon as possible. If the driver intends to stop on the unlit section of the road during the dark hours of the day or in poor visibility conditions, and there is no emergency light alarm or it is faulty, then the vehicle must be parked outside the road. If doing so is impossible, then the place must be marked as specified in Point 92 of the Rules.

Amendments to the Paragraph:

No [744](#), 15/09/2021, published in the RLA on 20/09/2021, ID code 2021-19691

152. The driver must park their vehicle next to vehicles marked with the distinctive sign ‘Persons with disabilities’ in such a way that it does not obstruct the entry/exit of a person with disabilities.

Amendments to the Paragraph:

No [982](#), 20/12/2023, published in the RLA on 21/12/2023, ID code 2023-24836

153. If the dimensions of the vehicle allow this to be done, the vehicle must be parked within the parking space, which is marked with a narrow continuous horizontal marking line.

153¹. The driver of an electric car or pure electric car (hereinafter – the electric car), whose charging is complete, must immediately remove the vehicle from the charging point for electric vehicles, unless the traffic sign ‘Time-limited parking’ specifies otherwise.

Point added:

No [744](#), 15/09/2021, published in the RLA on 20/09/2021, ID code 2021-19691

CHAPTER XVIII

DRIVING THROUGH INTERSECTIONS

154. At the intersection of non-equivalent roads, the driver driving on the side road must give way to the vehicles approaching the intersection on the main road.

155. At the intersection of equivalent roads, the driver must give way to vehicles approaching from the right side, if the driving trajectories of the vehicles intersect.

Amendments to the Paragraph:

No [989](#), 03/10/2018, published in the RLA on 08/10/2018, ID code 2018-15920

156. If the direction of the main road changes at the intersection, the drivers driving on the main road must follow, in respect of each other, the rules for driving through intersections of equivalent roads. These rules must be also followed in respect of each other by drivers who are driving on the side roads.

157. When turning to the left (turning around), the driver must give way to vehicles travelling on an equivalent road in the opposite direction straight or to the right, and at the intersection where overtaking is allowed – also to the overtaking vehicles.

158. When turning at the intersection to the left or to the right, the driver must give way to the road users (cycle drivers and others) who are crossing the lanes of the carriageway to which the driver is turning. When turning to the road with one lane in each direction, the driver must give way to road users (cycle drivers and others), who are crossing any lane of the carriageway to which the driver is turning.

159. If the driver cannot determine the road coating, and there are no traffic signs of priority, no traffic signs 'Intersection with a side road', 'Side road on the right', 'Side road on the left', the driver must act as if he were driving on a side road.

Amendments to the Paragraph:

No [744](#), 15/09/2021, published in the RLA on 20/09/2021, ID code 2021-19691

160. Entering the intersection of the carriageways is prohibited if there is an obstacle in it and after it, which would force the driver to stop at the intersection and obstruct the traffic of other vehicles.

161. When the permissible traffic light signal comes on, the driver must give way to vehicles exiting the crossing of the intersection carriageways in the intended direction (if the manoeuvre has been started when their direction signal was permissible) and allow the pedestrians, who are finishing crossing the carriageway, to pass.

162. Whatever is the traffic light signal at the time of exiting the intersection, the driver, who has entered the crossing of the carriageways following the permissible traffic light signal, is allowed to drive in the intended direction. However, if there is the traffic sign 'Stop line' and/or the 'Stop' line at the intersection before the traffic lights located along the way, the driver must follow each traffic light signal.

163. When driving in the direction indicated by the arrow activated in the additional section of the traffic light together with the yellow or red-light signal, the driver must give way to road users moving from other directions according to the permissible traffic light signal, except for the case specified in Point 163¹ of the Rules.

Amendments to the Paragraph:

No [744](#), 15/09/2021, published in the RLA on 20/09/2021, ID code 2021-19691

163¹. When turning around at the intersection, in which traffic is controlled by the traffic light, the driver must give way to road users moving from other directions according to the permissible traffic light signal.

Point added:

No [744](#), 15/09/2021, published in the RLA on 20/09/2021, ID code 2021-19691

164. Ceased to apply from 01/11/2019

Withdrawal of the Point:

No [989](#), 03/10/2018, published in the RLA on 08/10/2018, ID code 2018-15920

165. When the prohibitory signal of the traffic light is on or it is shown by the controller, the driver must stop in front of the traffic sign 'Stop line' and/or 'Stop' line, and where there is none, then in front of the traffic light, the carriageway that is being crossed or the carriageway that is connecting to another carriageway, in front of a pedestrian crossing, cycle crossing in such a way as not to obstruct the transport and pedestrian traffic.

Amendments to the Paragraph:

No [989](#), 03/10/2018, published in the RLA on 08/10/2018, ID code 2018-15920

No [744](#), 15/09/2021, published in the RLA on 20/09/2021, ID code 2021-19691

166. The driver who, after the yellow traffic light signal (or after a white signal that is in the shape of a horizontal bar) of the traffic light comes on, or after the controller has raised the hand, could stop in the places specified in Point 165 only by sudden braking, is allowed to continue driving.

Amendments to the Paragraph:

No [744](#), 15/09/2021, published in the RLA on 20/09/2021, ID code 2021-19691

167. Whatever are the traffic signs indicating the driving priority, when the traffic is regulated by the traffic light, the driver must follow the traffic light signals. If the traffic light is off or its yellow flashing light signal is on, the driver must follow the traffic signs.

CHAPTER XIX TRAFFIC THROUGH LEVEL CROSSINGS

168. Before proceeding to and through a level crossing, the road user must obey the traffic signs, road markings, the position of the barrier, the signals of traffic lights, the sound signals and the signals of the level crossing supervisors/controllers. Before proceeding over a level crossing, the road user must, in all cases, ensure that no rail vehicle is approaching the level crossing. It is recommended that children under 12 years of age crossing a level crossing be accompanied by an accompanying person.

Amendments to the Paragraph:

No [744](#), 15/09/2021, published in the RLA on 20/09/2021, ID code 2021-19691

No [273](#), 19/04/2023, published in the RLA on 20/04/2023, ID code 2023-07672

169. At the level crossing, the road user must give way to the approaching rail vehicle.

170. When giving way to the approaching rail vehicle, also when driving through the level crossing is prohibited, the driver must stop in front of the 'Stop' line, the traffic sign 'Stop', traffic light, barrier, and where there is none, then at the distance not less than 10 m from the first rail. The driver must stop in front of the 'Stop' line when it is used together with the traffic sign 'Stop', and where there is none, then in front of the said traffic sign, even when the white traffic light signal is flashing.

Amendments to the Paragraph:

No [989](#), 03/10/2018, published in the RLA on 08/10/2018, ID code 2018-15920

171. In the event of compulsory stop of the vehicle at the level crossing, the driver must immediately let the passengers get off the vehicle, take all actions to remove the vehicle from the level crossing, and if the vehicle cannot be removed, then give signals to the driver of the approaching rail vehicle. Hand rotated in a circle during daylight hours – holding a brightly coloured clearly visible object, and during the dark hours of the day – holding a torch or flashlight signals a request to stop.

172. Vehicles wider than 5 m or with a height above the road surface of more than 4.5 m (with or without the load), also slow-moving machines and mechanisms, which are moving at a speed of less than 8 km/h are allowed to move through a level crossing only with the permission of the railway infrastructure manager.

173. A road user is prohibited from:

173.1. moving through the railway in places not designated for that purpose;

173.2. bypassing other vehicles which have stopped in front of the level crossing in order to allow the rail vehicle to pass;

173.3. entering a level crossing by vehicle or on foot when the barrier came down or starts to come down, from arbitrary lifting of the barrier or from bypassing it;

173.4. entering the level crossing if there is an obstacle behind it that would force the driver to stop at the level crossing;

173.5. transporting through a level crossing agricultural, road, construction and other machines not specifically prepared for transport, if this could cause damage to the level crossing equipment;

173.6. Person with disability using a wheelchair without an accompanying person at a level crossing;

Amendments to the Paragraph:

No [982](#), 20/12/2023, published in the RLA on 21/12/2023, ID code 2023-24836

173.7. slowing or standing on a level crossing, also from staying at it longer than necessary to cross it by vehicle or on foot.

Sub-paragraph added:

No [744](#), 15/09/2021, published in the RLA on 20/09/2021, ID code 2021-19691

CHAPTER XX TRAFFIC ON MOTORWAYS AND HIGHWAYS

174. The following are prohibited on the roads marked with traffic signs ‘Motorway’ or ‘Road for motor vehicles’:

174.1. movement of pedestrians, horse driving, driving animals or birds, riding, cycling, riding electric micromobility devices, mopeds, all types of quadricycles and all other means of transport, except cars, motorcycles, tricycles, motorcycles and motor cars with trailers, provided that the maximum design speed of these motor vehicles, or the maximum speed due to their technical condition, is not less than 60 km/h;

Amendments to the Paragraph:

No [982](#), 20/12/2023, published in the RLA on 21/12/2023, ID code 2023-24836

174.2. standing and parking, except for the lots specially designated for this purpose;

Amendments to the Paragraph:

No [744](#), 15/09/2021, published in the RLA on 20/09/2021, ID code 2021-19691

174.3. turning around (except at turning points marked by traffic signs and road markings) or reversing;

Amendments to the Paragraph:

No [273](#), 19/04/2023, published in the RLA on 20/04/2023, ID code 2023-07672

174.4. entering/exiting the motorway or highway in places not designated for that purpose;

174.5. towing with a flexible tow;

174.6. organising sport competitions, marches, other events

CHAPTER XXI TRAFFIC IN RESIDENTIAL AREA

175. Pedestrians are allowed to move on the carriageway throughout the residential area. However, they must not obstruct vehicle traffic. In the residential area, pedestrians have priority over vehicles.

Amendments to the Paragraph:

No [744](#), 15/09/2021, published in the RLA on 20/09/2021, ID code 2021-19691

176. The following are prohibited in the residential area:

176.1. driving at a speed of more than 20 km/h;

176.2. standing with the vehicle engine running for a longer time than is necessary to prepare the vehicle for driving (to clean snow, etc.);

176.3. leaving goods vehicles with a the permissible maximum mass of more than 3.5 tonnes, buses with more than 12 seats, tractors, self-propelled machinery and trailers with the permissible maximum mass of more than 3.5 tonnes;

Amendments to the Paragraph:

No [935](#), 06/11/2024, published in the RLA on 07/11/2024, ID code 2024-19414

176.4. overtaking.

Amendments to the Paragraph:

No [273](#), 19/04/2023, published in the RLA on 20/04/2023, ID code 2023-07672

177. When entering a road from a residential area, the driver of a vehicle must give way to approaching vehicles and to pedestrians whose direction of travel they are crossing.

Amendments to the Paragraph:

No [273](#), 19/04/2023, published in the RLA on 20/04/2023, ID code 2023-07672

177¹. In a residential area, the rider of a cycle, or electric micromobility device shall be exempt from the requirements of paragraphs 57 and 66³ of the Rules to ride in single file and as close as possible to the right-hand edge of the lane.

Point added:

No [273](#), 19/04/2023, published in the RLA on 20/04/2023, ID code 2023-07672

Amendments to the Paragraph:

No [982](#), 20/12/2023, published in the RLA on 21/12/2023, ID code 2023-24836

178. The requirements of this Chapter shall also apply to the courtyards of apartment buildings. The provisions of paragraphs 175 and 176.4 of the Rules shall apply in a parking lots.

Amendments to the Paragraph:

No [273](#), 19/04/2023, published in the RLA on 20/04/2023, ID code 2023-07672

CHAPTER XXI¹

TRAFFIC ON THE CYCLE STREET

178¹. A cycle street is intended for (mixed) traffic of non-motor and motor vehicles.

178². On a cycle street, the rider of a cycle, or electric micromobility device shall be exempt from the requirements laid down in paragraphs 57 and 66³ of the Rules to ride in single file and as close as possible to the right-hand edge of the traffic lane.

Amendments to the Paragraph:

No [982](#), 20/12/2023, published in the RLA on 21/12/2023, ID code 2023-24836

178³. The following is prohibited on the cycle street:

178³.1. driving at the speed higher than 30 km/h;

178³.2. overtaking.

Chapter added:

No [744](#), 15/09/2021, published in the RLA on 20/09/2021, ID code 2021-19691

CHAPTER XXII

PRIORITY AND TRAFFIC OF THE REGULAR SERVICE VEHICLES IN THE LANES INTENDED FOR THE REGULAR SERVICE VEHICLES

Chapter title changed:

No [744](#), 15/09/2021, published in the RLA on 20/09/2021, ID code 2021-19691

179. In built-up area, drivers must give way to the regular service vehicles that starts running from the marked stop.

180. Before starting to run from the stop, the driver of the regular service vehicles must make sure that he is given way.

181. On the road, marked with the traffic sign ‘Lane for the regular service vehicles’ and letter ‘A’, non-scheduled vehicles are prohibited from running in this lane.

Amendments to the Paragraph:

No [744](#), 15/09/2021, published in the RLA on 20/09/2021, ID code 2021-19691

181¹. On the road, marked with the traffic sign ‘Lane for the regular service vehicles’ and symbol ‘A+’, non-scheduled vehicles are prohibited from running in this lane, except for:

181¹.1. cycles, electric micromobility devices, mopeds and lightweight quadricycles;

Amendments to the Sub-paragraph:

No [982](#), 20/12/2023, published in the RLA on 21/12/2023, ID code 2023-24836

181¹.2. vehicles bearing the distinctive sign ‘Persons with disabilities’ or with a parking card for people with disabilities, carrying persons with disabilities to/from an educational establishment or day-care centre, provided that the route has been agreed with the owner of the road in accordance with the procedures laid down by the latter;

Amendments to the Sub-paragraph:

No [982](#), 20/12/2023, published in the RLA on 21/12/2023, ID code 2023-24836

181¹.3. passenger taxis, if the lane is marked with a word ‘TAXI’;

181¹.4. cars that carry 4 and more road users, if the lane is marked with a symbol ‘4+’;

181¹.5. the electric cars, if the lane is marked with a symbol of the electric car;

181¹.6. motorcycle, if the lane is marked with a motorcycle symbol.

Point added:

No [744](#), 15/09/2021, published in the RLA on 20/09/2021, ID code 2021-19691

182. Where a lane for a service vehicles running in the same direction is located on the right-hand edge of the carriageway and is not separated by a continuous horizontal marking line, drivers turning right must, and drivers overtaking a vehicle stopped for a left-hand turn may, change into that lane before turning right.

Amendments to the Paragraph:

No [273](#), 19/04/2023, published in the RLA on 20/04/2023, ID code 2023-07672

CHAPTER XXIII

TRAFFIC OF VEHICLES OF PERSONS WITH DISABILITIES

183. A driver of a vehicle bearing the distinctive sign ‘Persons with disabilities’ or a person’s with disabilities parking card is allowed to enter a zone marked with the traffic signs ‘Closed to all vehicles in both directions’ and ‘No entry for any power driven vehicles’.

184. A driver whose vehicle is marked with a distinctive sign ‘Persons with disabilities’ or a person’s with disabilities parking card is allowed to:

184.1. disregard the requirements of the traffic sign ‘Time-limited parking’, provided that it does not restrict the parking time at the electric car charging point, and the traffic sign ‘Parking at the specified time’;

184.2. stop and park in the area of the ‘Standing and parking prohibited’ signs and/or on the horizontal marking lines 1.4 or 1.9 drawn at the edge of the carriageway.

185. Wheelchair users with disabilities are allowed to use the right-hand edge of the carriageway (whether there is a shoulder, pavement, footpath, pedestrian or cycle track) and, where possible, are recommended to use pedestrian facilities. When using the right-hand edge of the carriageway in darkness or in poor visibility, the wheelchair of a person with disabilities shall be equipped with reflectors: white on the left-hand side of the front of the wheelchair and red on the back.

Amendments to the chapter:

No [982](#), 20/12/2023, published in the RLA on 21/12/2023, ID code 2023-24836

CHAPTER XXIV PECULIARITIES OF TRAFFIC OF SPECIAL VEHICLES

186. Drivers of special vehicles authorized to use blue and red flashing lights and special sound signals may only use blue and red (or blue only) flashing lights and special sound signals only when it is necessary to save human life, health or property, to ensure public order and traffic safety, to apprehend suspected offenders, to escort and/or accompany official delegations and protected persons in special vehicles. Drivers of special vehicles driving on the road with blue and red (or blue only) flashing lights (which must be visible at 360°) and special sound signals may ignore the requirements of Chapters V, X, XIII, XIV, XV, XVI, XVII, XVIII, XIX, XXI, XXI¹, XXII and Annexes 1 to 3 of the Rules and may only use the right of way if they do not endanger traffic safety and only after they are satisfied that they are being given the way. This right shall also be exercised by drivers of vehicles accompanied by special vehicles.

Amendments to the Paragraph:

No [664](#), 17/06/2020, published in the RLA on 23/06/2020, ID code 2020-13774

No [744](#), 15/09/2021, published in the RLA on 20/09/2021, ID code 2021-19691

No [273](#), 19/04/2023, published in the RLA on 20/04/2023, ID code 2023-07672

187. In order to warn road users of danger to road safety, blue and red (or only blue) flashing lights of the standing special vehicles, without special audible signals, can be switched on. The driver must drive past the standing special vehicles with the switched on blue and red or only red flashlight at the speed which would allow the driver to stop immediately, if necessary, without endangering other road users.

188. It is necessary to switch on the orange flashlight of the vehicle when the traffic is being obstructed (due to the dimensions of the vehicle, with and without the load, which are greater than those permitted, when working on the road, after stopping and when standing, when driving at a low speed, when escorting an organized group of cyclists, when transporting dangerous goods). The orange flashlight, which is switched on, does not give priority, but only draws attention and warns other road users of the possible danger. When driving on the road, standing and/or performing works, drivers of vehicles with switched on orange flashlights must ensure that this does not compromise the traffic safety.

188¹. On the grounds agreed and under conditions specified by the owner of the road, when carrying out works on the road infrastructure or the maintenance of the environment, it is permissible for a vehicle with the orange flashing lights switched on, which is necessary for the performance of its work functions at the site, to drive on the lawn, pavement, pedestrian and/or cycle track, cycle lane, dividing line, embankment or excavation slopes, ditches, and to stop or stand in the aforementioned areas.

Amendments to the Paragraph:

No [273](#), 19/04/2023, published in the RLA on 20/04/2023, ID code 2023-07672

CHAPTER XXV TRANSPORTATION OF PASSENGERS

189. Passengers are only allowed to be transported in dedicated (or specially adapted) vehicles and only in those parts of the vehicle, which by their design are intended for passengers. Transporting passengers in the body of a truck is prohibited, except for passengers transported for the purposes of the national defence system, after adapting the body for passenger transport purposes.

Amendments to the Paragraph:

No [744](#), 15/09/2021, published in the RLA on 20/09/2021, ID code 2021-19691

190. Ceased to apply from 01/01/2022

Withdrawal of the Point:

No [744](#), 15/09/2021, published in the RLA on 20/09/2021, ID code 2021-19691

191. Ceased to apply from 01/01/2022

Withdrawal of the Point:

No [744](#), 15/09/2021, published in the RLA on 20/09/2021, ID code 2021-19691

192. Ceased to apply from 01/01/2022

Withdrawal of the Point:

No [744](#), 15/09/2021, published in the RLA on 20/09/2021, ID code 2021-19691

193. The distinguishing signs, specified in Annex 4 to the Rules, must be attached to the front and rear of the bus that transports groups of children (under 16 years of age). One accompanying person must be present in the passenger compartment of the school bus that transports children and of the vehicle with distinguishing signs of transportation of children. When students are transported by a school bus, the driver may perform the functions of an accompanying person.

Amendments to the Paragraph:

No [744](#), 15/09/2021, published in the RLA on 20/09/2021, ID code 2021-19691

194. The driver of the school bus or the vehicle with distinguishing signs of transportation of children or the person accompanying the children must:

194.1. ensure safe getting on/off the vehicle by the children

194.2. if possible, get the children on/off the bus at the stops;

194.3. escort children under 10 years of age to the other side of the road;

194.4. wear, when on the road, a brightly coloured vest with light-reflecting elements.

195. It is prohibited:

195.1. to transport more passengers than provided for in the technical characteristics of the vehicle;

195.2. to transport passengers in such a way that they would interfere with driving and restrict the driver's visibility;

195.3. to transport children under 12 years of age by mopeds, motorcycles (except for motorcycles with trailers), tricycles, all types of quadricycles;

195.4. to transport passengers in a towed bus, trolleybus or the body of a towed truck; if the front or rear of the vehicle is placed on the special support device, passengers are not allowed to be in the cabin (passenger compartment) or body of the vehicle that is being transported;

Amendments to the Paragraph:

No [989](#), 03/10/2018, published in the RLA on 08/10/2018, ID code 2018-15920

195.5. to transport passengers in trailers, except for the passengers transported in the motorcycle side-car or in cycle trailers dedicated for that purpose;

Amendments to the Paragraph:

No [744](#), 15/09/2021, published in the RLA on 20/09/2021, ID code 2021-19691

195.6. to transport children under 14 years of age when teaching another person to drive;

Amendments to the Paragraph:

No [273](#), 19/04/2023, published in the RLA on 20/04/2023, ID code 2023-07672

195.7. to transport more students than there are seats available in the school bus and in the vehicle with distinguishing signs of transportation of children;

195.8. to transport the students, who are standing, in the school bus and in the vehicle with distinguishing signs of transportation of children;

195.9. to board the bus passengers to/from the side of the carriageway.

CHAPTER XXVI

USE OF SEAT BELTS AND OF OTHER SAFETY MEASURES

196. The driver and passengers must fasten seat belts when travelling by a vehicle that is equipped with them. If the bus is equipped with seat belts, the information sign ‘Fasten your seat belt’ must be shown in front of each seat, on the seat or next to it in the visible place. It is recommended to inform passengers, before starting to drive, either orally or by audio-visual means, of the requirement to use seat belts.

Amendments to the Paragraph:

No [744](#), 15/09/2021, published in the RLA on 20/09/2021, ID code 2021-19691

197. The seat belt must be fastened by wrapping it over the shoulder and waist, or as specified by the vehicle manufacturer.

198. In built-up areas, the driver is allowed not to fasten a seat belt when reversing the vehicle or in the parking lots.

199. Children who are less than 135 cm tall are transported by car or truck fastened with child restraint systems adapted to their height and weight, according to the size range specified by the manufacturer and the maximum mass of the child, or the following groups:

- 199.1. group 0 for children who weigh less than 10 kg;
- 199.2. group 0+ for children who weigh less than 13 kg;
- 199.3. group I for children who weigh from 9 to 18 kg;
- 199.4. group II for children who weigh from 15 to 25 kg;
- 199.5. group III for children who weigh from 22 to 36 kg.

200. Drivers must use child restraint systems that meet safety standards and that have been certified by the manufacturers of child restraint systems and approved in accordance with the requirements of Regulations No 44/03 or No 129 of the United Nations Economic Commission for Europe, or their later versions.

Amendments to the Paragraph:

No [273](#), 19/04/2023, published in the RLA on 20/04/2023, ID code 2023-07672

201. It shall be prohibited to carry a child on the front seat of a motor vehicle in a special seat adapted to the child’s height and weight and facing in a direction opposite to the normal direction of travel of the motor vehicle, provided that the front seat is protected by an airbag. This provision shall not apply if the frontal airbag deactivates. It is recommended that the child be carried for as long as possible in a special seat adapted to his/her height and weight and facing in a direction opposite to the normal direction of travel of the motor vehicle (as specified by the seat manufacturer).

Amendments to the Paragraph:

No [273](#), 19/04/2023, published in the RLA on 20/04/2023, ID code 2023-07672

202. Bus passengers, who are older than 3 years, must use the equipped fastening systems.

203. The driver must ensure that children, who are transported by the motor vehicle, use the equipped restraint systems that are adapted to them.

204. When riding a moped, motorcycle, tricycle, all types of quadricycle, the driver and passengers must use protective equipment for motorcyclists (helmets for motorcyclists, eye protectors). Riding without protective equipment for motorcyclists is allowed if a moped, motorcycle, tricycle, any type of quadricycle has a body (cabin) or built-in roof safety arches designed to protect the driver and passenger against impact, and they are equipped with seat belts.

205. A person, who, for serious medical reasons, has been issued with a special certificate by the competent authorities, is allowed not to fasten a seat belt. This certificate must specify its date of expiry.

206. The driver must ensure the safety of the pets in the stationary vehicle and ensure that pets are transported in such a way as not to interfere with driving, that they do not injure themselves or injure the road users who are in the vehicle in the event of sudden braking of the vehicle.

CHAPTER XXVII TRANSPORT OF LOADS

207. The mass of the load (passengers) transported and the load(s) on the axle(s) should not exceed those set by the Minister of Transport and Communications and by the manufacturer for that vehicle. The mass of the towed trailer (with or without load) must not exceed the permissible maximum mass set by the Minister of Transport and Communications and by the manufacturer. It is prohibited to tow trailers of non-motor vehicles by a motor vehicle, also to tow trailers of motor vehicles by a non-motor vehicle.

Amendments to the Paragraph:

No [744](#), 15/09/2021, published in the RLA on 20/09/2021, ID code 2021-19691

208. The load must be arranged and/or secured in vehicles of categories N and O in accordance with the requirements for the arrangement and/or securing of the load in vehicles of categories N and O, that have been set by the director of Lithuanian Transport Safety Administration. The load must be placed and, when necessary, fastened and covered in vehicles of all categories in such a way that it:

208.1. would not impair the driver's visibility;

208.2. would not impair the stability of the vehicle and would not interfere with the driving of the vehicle;

208.3. would not cover external light devices, light reflectors, vehicle registration plates, distinguishing signs and signals given;

208.4. would not fall, would not drag on the ground, would not cause noise, would not pollute the road and the environment;

208.5. would not endanger people or material assets, would not damage road equipment and technical traffic regulation measures.

Amendments to the Paragraph:

No [744](#), 15/09/2021, published in the RLA on 20/09/2021, ID code 2021-19691

209. The driver must immediately rectify any deficiencies in the arrangement and/or securing of the load, and if this is not possible, then he should not continue driving.

Amendments to the Paragraph:

No [744](#), 15/09/2021, published in the RLA on 20/09/2021, ID code 2021-19691

210. If the load protrudes more than 1 meter beyond the dimensions of the vehicle at the front or rear of the vehicle, or if its lateral edge protrudes at least slightly beyond the lateral dimension of the vehicle, it must be marked as specified in Annex 4 to the Rules.

211. Ceased to apply from 01/11/2019

Withdrawal of the Point:

No [989](#), 03/10/2018, published in the RLA on 08/10/2018, ID code 2018-15920

212. The requirements of the Republic of Lithuania Law on Carriage of Dangerous Goods by Car, Rail and Inland Waterway, of the implementing legislation of this Law, of the European Agreement concerning the International Carriage of Dangerous Goods by Road

(ADR) and of its technical annexes A and B must be observed during the transportation of dangerous goods.

213. It is prohibited to continue driving the vehicle until violations of the requirements for the transport of heavy and/or large load and dangerous goods, which endanger people and the environment, are rectified.

CHAPTER XXVIII TOWING AND TRANSPORTING VEHICLES

Chapter title changed:

No [989](#), 03/10/2018, published in the RLA on 08/10/2018, ID code 2018-15920

214. A vehicle, which is towed with a rigid or flexible tow, can be driven only by a person who is entitled to drive it. A vehicle whose steering mechanism is defective shall be transported either by being placed on the towing vehicle's platform or by having the front or rear of the vehicle placed on a special support device, ensuring that this method of transport does not compromise road safety.

Amendments to the Paragraph:

No [989](#), 03/10/2018, published in the RLA on 08/10/2018, ID code 2018-15920

No [273](#), 19/04/2023, published in the RLA on 20/04/2023, ID code 2023-07672

215. The length of a flexible tow must be between 4 m and 6 m, it must be marked with brightly coloured flags (panels) or must be brightly coloured and not narrower than 50 mm. A rigid tow must not be longer than 4 m.

216. At any time of the day, a vehicle that is being towed or transported after placing its front or rear part on a special support device must run with an emergency light alarm on. If there is no emergency light alarm or it does not function, there must be an emergency stop sign affixed in a place visible to other road users at the rear of a vehicle that is being towed or in the part of the vehicle being transported, that faces against the direction of movement of the vehicles.

Amendments to the Paragraph:

No [989](#), 03/10/2018, published in the RLA on 08/10/2018, ID code 2018-15920

217. It is prohibited to tow or transport vehicles:

Amendments to the Paragraph:

No [989](#), 03/10/2018, published in the RLA on 08/10/2018, ID code 2018-15920

217.1. a vehicle with a defective steering mechanism both with a rigid and flexible tow;

217.2. a vehicle with a flexible tow if at least part of the carriageway, on which the vehicle is running, is covered with snow or is ice-covered, also a vehicle, the main brakes of which are faulty;

Amendments to the Paragraph:

No [1077](#), 02/11/2016, published in the RLA on 03/11/2016, ID code 2016-26198

217.3. a vehicle both with a rigid and flexible tow without the driver of the vehicle that is being towed;

217.4. after placing a part of the vehicle on the special support device, when the mass, with the load, of the vehicle that is being transported is greater than half of the mass of the transporting vehicle with the load, unless otherwise specified by the manufacturer of the transporting vehicle;

Amendments to the Paragraph:

No [989](#), 03/10/2018, published in the RLA on 08/10/2018, ID code 2018-15920

217.5. with a rigid tow a vehicle, the main brakes of which are faulty, and the mass of the vehicle with the load is greater than half of the mass of the towing vehicle with the load;

217.6. to tow more than one motor vehicle, tractor, self-propelled machine;

Amendments to the Paragraph:

No [989](#), 03/10/2018, published in the RLA on 08/10/2018, ID code 2018-15920

217.7. to tow with motorcycles without a trailer and to tow such motorcycles;

Amendments to the Paragraph:

No [989](#), 03/10/2018, published in the RLA on 08/10/2018, ID code 2018-15920

217.8. to tow with mopeds and to tow mopeds;

Amendments to the Paragraph:

No [989](#), 03/10/2018, published in the RLA on 08/10/2018, ID code 2018-15920

217.9. with a flexible tow on the roads marked with traffic signs 'Motorway' or 'Road for motor vehicles';

217.10. after placing part of the vehicle being transported on the carriage.

Amendments to the Paragraph:

No [744](#), 15/09/2021, published in the RLA on 20/09/2021, ID code 2021-19691

218. The driver of the towing vehicle shall be responsible for ensuring that the requirements of this Chapter are complied with.

CHAPTER XXIX

OBLIGATIONS OF ROAD USERS IN THE EVENT OF A ROAD ACCIDENT

219. In the event of a road accident, each driver or other road user involved must:

219.1. stop immediately without posing an additional risk to traffic, and mark the scene of the road accident in accordance with the procedure established in Sub-paragraph 91.2 and Point 92 of the Rules;

219.2. as far as possible, take all necessary measures to ensure safe traffic at the scene of the road accident, and in cases, where the police are called to the scene of the road accident, prevent (to the extent that it does not endanger traffic) the circumstances of the road accident from changing, also protect the traces of the road accident;

219.3. present a valid personal identity document or a valid driving license, information necessary to determine the insurance company which has covered the civil liability of the driver of the vehicle, if required by other road users involved in the road accident;

Amendments to the Paragraph:

No [598](#), 20/06/2018, published in the RLA on 26/06/2018, ID code 2018-10480

219.4. if a person has been killed or injured during the road accident, then report the road accident to the police and stay at the scene of the road accident, or, after informing the police, return to the scene of the road accident and wait for the police to arrive, unless the police allowed to leave the scene of the road accident or first aid must be provided to the victim or to the road user himself;

219.5. take all necessary measures in order to ensure that victims receive first aid, call an ambulance, and if it is not possible to call an ambulance or take the victim to a personal healthcare facility by another transport, then the road user must take them to the nearest personal healthcare facility by his own vehicle, unless this would endanger the lives or health of the victims.

220. If no one has been killed or injured during the road accident, and the road users involved in the road accident agree on the circumstances of the road accident and do not call

the police to the scene of the road accident, the road users involved in the road accident must draw the scheme of the road accident in the road accident statement, describe the circumstances of the road accident and give to sign to all road users involved in the road accident. If no road user involved in the road accident has the road accident statement, the circumstances of the road accident can be described and the scheme of the road accident can be drawn on a clean sheet of paper, on which the road users involved in the road accident, vehicles, witnesses to the road accident shall be indicated and information shall be provided, and the circumstances of the road accident shall be confirmed by the signatures of the road users involved in the road accident. In the event of disagreement as to the circumstances of the road accident, the road users involved in the road accident shall call the police to the scene of the road accident.

221. Road users involved in a traffic accident must refrain from consuming alcoholic beverages, medicines, drugs or other intoxicating substances immediately after the accident until they have been tested for sobriety or intoxication or have refused to be so tested.

Amendments to the Paragraph:

No [1273](#), 19/04/2023, published in the RLA on 20/04/2023, ID code 2023-07672

222. If the road accident resulted in property damage only, and the victim is not present at the scene of the road accident, the road user involved in the road accident must immediately report the road accident to the victim and, if this is not possible, then to the police.

CHAPTER XXX VEHICLE REQUIREMENTS

223. The vehicle involved in traffic must meet the established the technical requirements, which apply in the Republic of Lithuania in performing the mandatory roadworthiness test.

224. Only technically sound motor vehicles and trailers are allowed to be used on public roads in the Republic of Lithuania, except for the cases specified in the Rules. Motor vehicles and trailers marked with temporary vehicle registration plates, the owners (keepers) of which are covered by compulsory insurance and have paid charges and fees imposed by the state in connection with the vehicle or its use on public roads, can be used for one day (24 hours) on public roads in accordance with the established procedure and only in the territory of the Republic of Lithuania.

225. Every motor vehicle, tractor, self-propelled machine, trailer must be with vehicle registration plates assigned to it at the time of the registration, that are affixed in the place provided for that purpose, in the vertical plane.

226. Motor vehicles and trailers registered in accordance with the prescribed procedure, which have undergone compulsory roadworthiness test, and the period of validity of the roadworthiness test has not expired (including vehicles authorised to go to a vehicle inspection company for compulsory roadworthiness test), and the keepers of which are covered by compulsory insurance and have paid charges and fees imposed by the state in connection with the vehicle or its use on public roads, are allowed to be used on public roads in the Republic of Lithuania.

Amendments to the Paragraph:

No [1135](#), 04/11/2015, published in the RLA on 05/11/2015, ID code 2015-17682

No [1077](#), 02/11/2016, published in the RLA on 03/11/2016, ID code 2016-26198

227. The vehicle keeper shall ensure the required technical condition, registration and compulsory insurance of the motor vehicles and trailers used on public roads.

228. Riding vehicles with crawler undercarriage on the roads with an asphalt or concrete coating is prohibited, except for vehicles with tracks covered with protective cushions or those with rubber tracks and cause no damage to the asphalt or concrete coating.

229. Operating vehicles with studded tires is prohibited from April 10 to October 31. It is recommended to operate vehicles with summer tires during the warm season. In case of prolonged winter conditions, the period of the use of studded tires may be extended by the order of the Minister of Transport and Communications.

230. It is prohibited to operate from November 10 to March 31 motor vehicles, except for mopeds, motorcycles, tricycles, all types of quadricycles, and trailers with summer tires. It is prohibited to operate mopeds, motorcycles, tricycles, all types of quadricycles with summer tires in December-February, also in March-November, if at least part of the carriageway, on which the vehicle is driven, is covered with snow or is ice covered.

Amendments to the Paragraph:

No [1077](#), 02/11/2016, published in the RLA on 03/11/2016, ID code 2016-26198

231. An emergency stop sign and as many fire extinguishers and first-aid kits as established by the technical requirements for motor vehicles and their trailers must be present in the motor vehicle (except for a moped, motorcycle with a trailer), tractor, self-propelled machine, that are used on public roads. A brightly coloured vest with reflective elements must be present in each motor vehicle used on public roads, tractor, self-propelled machine.

Amendments to the Paragraph:

No [1135](#), 04/11/2015, published in the RLA on 05/11/2015, ID code 2015-17682

No [1077](#), 02/11/2016, published in the RLA on 03/11/2016, ID code 2016-26198

232. Each vehicle used on public roads, in the construction of which seat belts are provided for (there are seat belt anchorage points), must be with seat belts.

233. Installing tools and objects in the vehicles, that interfere with speed measurement, is prohibited.

234. Riding a motor vehicle, tractor, self-propelled machine is prohibited if:

234.1. the main brake does not work (the driver cannot stop the vehicle with it);

234.2. the steering mechanism does not work (the driver cannot control the vehicle with it);

234.3. the vehicle and trailer coupling device is in poor condition;

234.4. the windscreen wiper on the driver's side does not work during rain, when snow is falling or in fog conditions;

234.5. neither the dipped-beam headlamp nor the front fog lamp on the left side can be switched on during dark hours of the day or in poor visibility conditions, and, in the event of failure of at least one rear position lamp, the emergency light alarm is not working (is not switched on) or there is no emergency stop sign affixed at the rear of the vehicle.

235. The drivers of motor vehicles, tractors, self-propelled machines must ensure that their vehicles do not exceed the statutory noise level.

CHAPTER XXXI FINAL PROVISIONS








236. Persons, having violated the requirements of the Rules, shall be liable in accordance with the procedure established by law.







Amendments to the Annex:








No [1086](#), 03/10/2014, published in the RLA on 10/10/2014, ID code 2014-13954










TRAFFIC SIGNS**CHAPTER I
DANGER WARNING SIGNS**









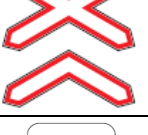


1. Danger warning signs that warn the driver of a forthcoming dangerous section of road, driving through which requires appropriate precautions to be taken:











Number	Name	Example	Explanation
101	Level crossing with a barrier		Level crossing with a barrier
102	Level crossing without a barrier		Level crossing without a barrier
103	Drawbridge		Warns of a drawbridge ahead
104	Embankment		Entrance to embankment or riverside
105	Children		A road section in which children may be present on the carriageway (near nurseries/kindergartens, schools, playgrounds, etc.)
106	Road works		The road section where work is being done
107	Intersection of equivalent roads		


Number	Name	Example	Explanation
108	Intersection with a side road		The main road is crossed by a side road
109	Side road on the right		A side road joins the main road on the right
110	Side road on the left		A side road joins the main road on the left
111	Roundabout		Intersection at which circular driving is mandatory
112	Traffic light		An intersection, pedestrian crossing or road section in which traffic is controlled by a traffic light
113	Right bend		Low-radius or low-visibility road bend to the right

Number	Name	Example	Explanation
114	Left bend		Low-radius or low-visibility road bend to the left
115	Bends		Road section with low-radius or low-visibility bends. First bend to the right
116	Bends		Road section with low-radius or low-visibility bends. First bend to the left
117	Steep descent		
118	Steep ascent		
119	Slippery road		Road section with a carriageway that is more slippery than in the previous section
120	Uneven road		Road section with unevenness in the carriageway (waves, potholes, rough junctions with bridges, etc)

Number	Name	Example	Explanation
121	Gravel		Road section with an improved coating, on which gravel, crushed stone and the like can be thrown out from under the wheels
122	Dangerous shoulder		Road section with unstable, pitted shoulder
123	Narrowing		Narrowing of the carriageway on both sides
124	Narrowing on the right		Narrowing of the carriageway on the right
125	Narrowing on the left		Narrowing of the carriageway on the left
126	Two-way traffic		The beginning of a carriageway section with oncoming traffic
127	Pedestrian crossing		Pedestrian crossing marked with indicative traffic signs 'Pedestrian crossing' and 1.13.1 to 1.13.3 marking lines, or only with command traffic signs 'Pedestrian crossing'
128	Pedestrians		A road section, on the carriageway (shoulder) of which pedestrians walk across or along the road
129	Cyclists		Warns of a stretch of road frequently entered or crossed by cyclists and drivers of electric micromobility devices
130	Cattle		

Number	Name	Example	Explanation
131	Wild animals		Warns about a road section, in which there is a high probability that wild animals may move across the road
132	Falling stones		A road section in which collapses and/or landslides may occur, is the probability of falling stones
133	Side wind		
134	Airplanes		A road section above which airplanes take off or land
135	Vehicle congestion		A road section that is difficult to drive on due to vehicle congestion
136	Accident black spot		A road section, in which many accidents occur
137	Other dangers		A road section, in which there are hazards not provided for by other traffic signs
138	Single-track railway		Level crossing without a barrier through a single-track railway
139	Multiple track railway		Level crossing without a barrier through a double-track and multiple track railway
140	Level crossing ahead		Warns about a level crossing ahead, outside built-up areas. The sign is erected at the distance furthest from the level crossing, on the right side of the road
141	Level crossing ahead		Warns about a level crossing ahead, outside built-up areas. The sign is erected on the right side of the road

Number	Name	Example	Explanation
142	Level crossing ahead		Warns about a level crossing ahead, outside built-up areas. The sign is erected at the distance closest from the level crossing, on the right side of the road
143	Level crossing ahead		Warns about a level crossing ahead, outside built-up areas. The sign is erected at the distance furthest from the level crossing, on the left side of the road
144	Level crossing ahead		Warns about a level crossing ahead, outside built-up areas. The sign is erected on the left side of the road
145	Level crossing ahead		Warns about a level crossing ahead, outside built-up areas. The sign is erected at the distance closest from the level crossing, on the left side of the road
146	Direction of turn to the right		Direction of travel in the bend of low-visibility, low-radius road, at the place of road narrowing or at the place of road repair, construction work
147	Direction of turn to the left		Direction of travel in the bend of low-visibility, low-radius road, at the place of road narrowing or at the place of road repair, construction work
148	Separation of traffic directions		Directions of travel in the T intersection, at the branch of the road or at the place of road repair, construction work
149	Guiding road post		Marks lane boundaries and alignment at the site of road works
150	Rutting		A road section with longitudinal unevenness
151	Speed reduction device		Warns about a speed reduction device (hill and other) installed on the road

Number	Name	Example	Explanation
152	Riders on horseback		Warns of a stretch of road frequently used by riders or horses being led

Amendments to the Paragraph:

No [744](#), 15/09/2021, published in the RLA on 20/09/2021, ID code 2021-19691

No [273](#), 19/04/2023, published in the RLA on 20/04/2023, ID code 2023-07672

No [982](#), 20/12/2023, published in the RLA on 21/12/2023, ID code 2023-24836

No [935](#), 06/11/2024, published in the RLA on 07/11/2024, ID code 2024-19414


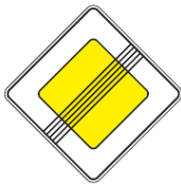

2. The dangerous road section, marked with the danger warning signs No 101 through 137, 150, 151, begins: in the built-up areas - 50 to 100 m, outside the built-up areas - 150 to 300 m from the place in which the danger warning sign is installed. If the specified danger warning signs are installed in conjunction with an additional panel 'Distance to the object', the dangerous road section begins beyond the distance specified in the additional panel 'Distance to the object'. If the specified danger warning signs are installed in conjunction with an additional panel 'Zone of validity onward', this plate indicates the length of the dangerous road section, which begins: in the built-up areas - 50 to 100 m, outside the built-up areas - 150 to 300 m from the place in which the danger warning sign is installed




Amendments to the Paragraph:

No [989](#), 03/10/2018, published in the RLA on 08/10/2018, ID code 2018-15920

CHAPTER II PRIORITY TRAFFIC SIGNS

3. Priority traffic signs, which indicate to the driver the priority of driving through uncontrolled intersections, crossings of the carriageways or narrow sections of the road:

Number	Name	Example	Explanation
201	Main road		A road where priority is given to driving through uncontrolled intersections
202	End of the main road		End of the road marked with the traffic sign 'Main road'
203	Give way		The driver must give way to vehicles traveling on the road that is being crossed or that connects to the other road, and when there is an additional panel No 843 'Direction of the main road', then to vehicles travelling on the main road




Number	Name	Example	Explanation
204	Stop		It is prohibited to drive without stopping in front of 'Stop' line, and if there is none, then in front of the traffic sign. The driver must give way to vehicles traveling on the road that is being crossed or that connects to the other road, and when there is an additional panel No 843 'Direction of the main road', then to vehicles travelling on the main road
205	Priority for oncoming traffic		Entering a narrow road section is prohibited if this would complicate oncoming traffic. The driver must give way to vehicles that are in a narrow road section or to vehicles approaching him from the other end
206	Priority over oncoming traffic		A narrow road section, driving on which the driver has a priority over the approaching oncoming traffic











Amendments to the Paragraph:










No [989](#), 03/10/2018, published in the RLA on 08/10/2018, ID code 2018-15920










CHAPTER III PROHIBITORY TRAFFIC SIGNS








4. Prohibitory traffic signs which prohibit something or lift those prohibitions:




Number	Name	Example	Explanation
301	No entry		Entering by all vehicles, except for the regular service vehicles, is prohibited
302	Closed to all vehicles in both directions		Vehicles are prohibited, except for a service vehicle buses, vehicles marked with a 'Persons with disabilities' or with a parking card for people with disabilities
303	No entry for any power driven vehicles		Motor vehicles, tractors and self-propelled machinery are prohibited, except for mopeds, motorcycles without trailers, service vehicles, vehicles marked with the distinctive sign 'Persons with disabilities' or with a parking card for people with disabilities

Number	Name	Example	Explanation
304	No entry for goods vehicles		It is prohibited to ride goods vehicles and vehicle combinations with the permissible maximum mass exceeding 3.5 tonnes or greater than that indicated on the traffic sign, also by tractors and self-propelled machines, except for service vehicles
305	No entry for motorcycles		Motorcycles are prohibited, except for service vehicles. The requirements of the traffic sign shall apply to tricycles, quadricycles, powerful quadricycles, heavy quadricycles and wheeled tractors of category T _{3b} which are based on quadricycles and do not have a bodywork (cab)
306	No entry for power driven agricultural vehicles		It is prohibited to ride tractors and self-propelled machines, except for service vehicles
307	No entry for motor vehicles with trailers		It is prohibited to ride cars, tractors and self-propelled machines with trailers
308	No entry for animal-drawn vehicles		It is prohibited to ride carriages (sledge), ride a horse, guide cattle
309	No entry for cyclists		Cycling is prohibited
310	No entry for pedestrians		Pedestrians are prohibited from moving on that side of the road on which the traffic sign is erected
311	No entry for vehicles carrying dangerous goods for which special marking is provided		Riding vehicles carrying dangerous goods, for which special marking with orange plates is provided, is prohibited
312	No entry for the specified transport		The traffic sign serves for several prohibitory traffic signs erected together, and it prohibits riding vehicles, the riding which is prohibited by relevant traffic signs
313	No entry for the specified transport		The traffic sign serves for several prohibitory traffic signs erected together, and it prohibits riding vehicles, the riding which is prohibited by relevant traffic signs

Number	Name	Example	Explanation
314	Limited mass		It is prohibited to ride vehicles, also vehicle combinations, the mass of which, with or without the load, is greater than that indicated on the traffic sign
315	Limited axle load		It is prohibited to ride vehicles with a load on at least one axle greater than that indicated on the traffic sign
316	Limited height		It is prohibited to ride vehicles, the height of which (with or without the load) is greater than that indicated on the traffic sign
317	Limited width		It is prohibited to ride vehicles, which are wider (with or without the load) than indicated on the traffic sign
318	Limited length		It is prohibited to ride vehicles and vehicle combinations, which (with or without the load) are longer than indicated on the traffic sign
319	Limited distance		It is prohibited to drive after another vehicle by maintaining a distance less than indicated on the traffic sign
320	Customs		It is prohibited to drive without stopping in front of the traffic sign. Continue driving is only possible with the permission of the inspecting officer
321	Control		It is prohibited to drive without stopping in front of the traffic sign. Continue driving is only possible with the permission of the inspecting officer
322	Prohibition of turning to the right		Valid at the intersection of the carriageways, in front of which they are erected. Not valid for the regular service vehicles

Number	Name	Example	Explanation
323	Prohibition of turning to the left		Valid at the intersection of the carriageways, in front of which they are erected. Not valid for the regular service vehicles and does not prohibit turning around
324	Prohibition of U-turns		Not valid for the regular service vehicles and does not prohibit to turn to the left
325	Prohibition of overtaking		It is prohibited to overtake vehicles, except for single vehicles (single vehicle combinations), which travel at the speed of less than 30 km/h
326	End of overtaking prohibition		
327	Prohibition of overtaking by goods vehicles		It is prohibited to overtake by goods vehicles, the permissible maximum mass of which is greater than 3.5 tonnes, vehicles, except for single vehicles (single vehicle combinations), which travel at the speed of less than 30 km/h. The requirements of the traffic sign apply to tractors and self-propelled machines
328	End of prohibition of overtaking by goods vehicles		
329	Limited speed		Driving faster (km/h), than indicated on the traffic sign, is prohibited
330	End of the speed limit		
331	No sounding horn		The use of audible signals is prohibited, except in cases where the aim is to avoid a road accident

Number	Name	Example	Explanation
332	Standing and parking prohibited		Vehicles are prohibited from stopping or parking on the side of the road on which the traffic sign is displayed, except for stopping at service vehicle bus stops. Does not apply to vehicles displaying a distinctive sign 'Persons with disabilities' or with a parking card for people with disabilities. If used in conjunction with marking line 1.4, valid until the end of this line
333	Parking prohibited		Vehicles are prohibited from parking on the side of the road on which the sign is displayed. Does not apply to vehicles displaying the distinctive sign 'Persons with disabilities' or with a parking card for people with disabilities, and for taxis with the taximeter switched on. If used in conjunction with marking line 1.9, valid until the end of this line
334	Parking prohibited on odd days		Vehicles are prohibited from parking on odd days of the month on the side of the road on which the road sign is displayed. Where road signs No 334 and No 335 are used on different sides of the road, vehicles shall be moved from one side of the road to the other between 19 and 24 hours and may park on either side of the road during that time
335	Parking prohibited on even days		Vehicles are prohibited from parking on even days of the month on the side of the road on which the sign is displayed. Where road signs No 334 and No 335 are used on different sides of the road, vehicles shall be moved from one side of the road to the other between 19 and 24 hours and may park on either side of the road during that time
336	End of restriction		Marks the place from which the zone of validity of traffic signs No 319, 325, 327, 329, 331 through 335 ends
337	No entry for mopeds		It is prohibited to ride mopeds, except for service vehicles. The requirements of the traffic sign apply to lightweight quadricycles
338	No entry for vehicles carrying more than a certain quantity of explosives or readily inflammable substances		It is prohibited to ride vehicles carrying dangerous goods, which carry more than a certain quantity of explosive substances and articles or readily inflammable substances, and for which, for this reason, special marking with orange plates is provided for

Number	Name	Example	Explanation
339	No entry for vehicles carrying more than a certain quantity of substances that may contaminate water		It is prohibited to ride vehicles carrying dangerous goods, which carry more than a certain quantity of substances hazardous to the environment (aquatic environment), and for which, for this reason, special marking with orange plates and/or with a label of environmentally hazardous substance is provided for
340	No entry for electric micromobility devices		Riding electric micromobility devices is prohibited
341	No entry for camping vehicles		It is prohibited to ride camping vehicles or caravans (hereinafter – camping vehicles)

Amendments to the Paragraph:

No [1135](#), 04/11/2015, published in the RLA on 05/11/2015, ID code 2015-17682

No [989](#), 03/10/2018, published in the RLA on 08/10/2018, ID code 2018-15920

No [744](#), 15/09/2021, published in the RLA on 20/09/2021, ID code 2021-19691

No [273](#), 19/04/2023, published in the RLA on 20/04/2023, ID code 2023-07672

No [982](#), 20/12/2023, published in the RLA on 21/12/2023, ID code 2023-24836

5. The prohibitions of the prohibitory traffic signs No 319, 325, 327, 329, 331 through 335, which have the zone of validity, are valid from the prohibitory traffic sign to the nearest intersection (including the area of the intersection) or to the crossing of the carriageways (including the area of the crossing) behind the prohibitory traffic sign, which are marked with the priority traffic signs, the traffic signs ‘Intersection of equivalent roads’, ‘Intersection with a side road’, ‘Side road on the right’, ‘Side road on the left’ or ‘Roundabout traffic’, and in built-up areas, when no intersection or crossing of the carriageways is specified, then to the end of the built-up area marked with the indicative traffic sign ‘End of built-up area’.

Amendments to the Paragraph:

No [989](#), 03/10/2018, published in the RLA on 08/10/2018, ID code 2018-15920

No [744](#), 15/09/2021, published in the RLA on 20/09/2021, ID code 2021-19691

5¹. The prohibitions of the prohibitory traffic signs No 332 through 335, which have the zone of validity, are also valid from the prohibitory traffic sign to other prohibitory traffic signs No 332 through 335 or to the indicative traffic signs No 528 through 532.

Amendments to the Paragraph:







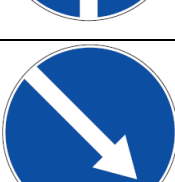

No [744](#), 15/09/2021, published in the RLA on 20/09/2021, ID code 2021-19691








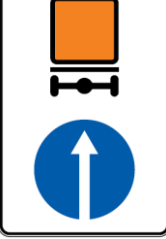
6. When erected in front of the built-up area, which is marked with the indicative traffic sign ‘Beginning of built-up area’, the prohibitory traffic sign ‘Speed limit’ is valid to this indicative traffic sign. The zone of validity of the prohibitory traffic sign can be, however, reduced by erecting another prohibitory traffic sign ‘Speed limit’ indicating a different permissible driving speed.

CHAPTER IV

DIRECTIONAL TRAFFIC SIGNS

7. Directional traffic signs:

Number	Name	Example	Explanation
401	Proceed straight		Only driving straight is allowed. The traffic sign erected at the beginning of the road section is valid until the nearest intersection. It does not prohibit turning right when entering areas near the road when the driver wants to enter the areas near the road. The traffic sign erected in front of an intersection is valid only at the crossing of the carriageways in front of which it is erected. The traffic sign requirements do not apply to the regular service vehicles
402	Proceed right		Only driving in the direction of the arrow is permitted. The traffic sign is valid at the crossing of the carriageways in front of which it is erected. The traffic sign requirements do not apply to the regular service vehicles
403	Proceed left		Only driving in the direction of the arrow is permitted. The traffic sign is valid at the crossing of the carriageways in front of which it is erected. The traffic sign requirements do not apply to the regular service vehicles
404	Proceed straight or right		Only driving in the directions of the arrows is permitted. The traffic sign is valid at the crossing of the carriageways in front of which it is erected. The traffic sign requirements do not apply to the regular service vehicles
405	Proceed straight or left		Only driving in the directions of the arrows is permitted. The traffic sign is valid at the crossing of the carriageways in front of which it is erected. The traffic sign requirements do not apply to the regular service vehicles
406	Proceed right or left		Only driving in the directions of the arrows and turning around are permitted. The traffic sign is valid at the crossing of the carriageways in front of which it is erected. The traffic sign requirements do not apply to the regular service vehicles
407	Pass on the right side		Bypassing an obstacle is only allowed on the right
408	Pass on the left side		Bypassing an obstacle is only allowed on the left

Number	Name	Example	Explanation
409	Pass on the right or left side		Bypassing an obstacle is allowed on the right or on the left
410	Compulsory roundabout		Driving is allowed only in the direction of the arrows
411	Cycle track		Cycles and electric micromobility devices are allowed
412	Compulsory footpath		The path for pedestrians only. When the path stretches along the road, pedestrians must walk only on it
413	Pedestrian and cycle track		Pedestrians, cycles and electric micromobility devices are allowed. If the cycle and pedestrian symbols on a traffic sign are not consecutive but side by side and are separated by a vertical white dash, road users must use the side of the path designated for them (shown on the road sign)
414	Compulsory minimum speed		Only driving at the specified speed or higher is allowed (km/h)
415	End of compulsory minimum speed limit		
416	Direction of travel for vehicles carrying dangerous goods		Vehicles carrying dangerous goods, for which special marking with orange plates is provided, are allowed to drive only in the specified direction










Amendments to the Paragraph:











No [982](#), 20/12/2023, published in the RLA on 21/12/2023, ID code 2023-24836

CHAPTER V









SPECIAL REGULATION SIGNS









8. Special regulation signs establish or abolish certain traffic order:








Number	Name	Example	Explanation
501	Motorway		The beginning of the road on which the traffic order established on motorways is valid
502	End of motorway		The end of the road on which the traffic order established on motorways is valid
503	One-way street		The road or carriageway on which over the entire width vehicle traffic takes place in one direction
504	End of one-way street		
505	Entering a one-way road		Indicates entry into a one-way road or carriageway
506	Entering a one-way road		Indicates entry into a one-way road or carriageway
507	Traffic directions at the intersection		Indicates the number of the lanes and directions in which driving in each lane is allowed. When turning left is allowed, then it is also allowed to turn around from the edge left lane
508	Proceed straight ahead at the intersection		Indicates at the intersection the traffic direction, in which driving is allowed in this lane
509	Proceed right at the intersection		Indicates at the intersection the traffic direction, in which driving is allowed in this lane













Number	Name	Example	Explanation
510	Proceed left at the intersection		Indicates at the intersection the traffic direction, in which driving is allowed in this lane. When turning left is allowed, then it is also allowed to turn around from the edge left lane
511	Proceed straight and right at the intersection		Indicates at the intersection the traffic direction, in which driving is allowed in this lane
512	Proceed straight ahead and left at the intersection		Indicates at the intersection the traffic direction, in which driving is allowed in this lane. When turning left is allowed, then it is also allowed to turn around from the edge left lane
513	The lane starts on the right		Additional lane or the beginning of deceleration lane. Vehicles, exiting the road, must change for the deceleration lane; vehicles travelling uphill, which cannot travel faster than those behind them, must change for the additional lane
514	The lane starts on the left		The beginning of additional lane on the carriageway on the left side, and the number of lanes in that direction
515	Right lane ends		The end of additional lane or acceleration lane
516	Left lane ends		The end of the lane on the left side of the carriageway
517	Traffic directions in the lanes		Indicates traffic directions in the traffic lanes
518	Traffic directions in the lanes		Indicates traffic directions in the traffic lanes
519	Traffic directions in the lanes		Indicates traffic directions in the traffic lanes and the driving trajectory






Number	Name	Example	Explanation
520	Traffic directions and restrictions		The requirements of the prohibitory or directional traffic sign, depicted on the traffic sign, are valid for vehicles travelling in that lane in the section to the nearest intersection
521	Start of the lane and restrictions		Vehicles subject to the restrictions indicated on the traffic sign must change for the lane that has begun
522	Traffic in the lanes		Indicates that the edge lane at the intersection is intended for vehicles entering the road. Other drivers are only allowed to enter it behind the intersection. The first traffic sign is used on the main road, the second – on the side road that connects to other road
523	Lane for the regular service vehicles		Indicates the lane for the regular service vehicles, travelling in the same direction as the entire flow of vehicles. When the traffic sign is used in conjunction with additional panels that indicate the time of validity, then it indicates that the lane for the regular service vehicles is valid for the specified time
524	Road with the lane for the regular service vehicles		The road on which the regular service vehicles runs in a specially designated lane against the flow of vehicles. When the traffic sign is used in conjunction with additional panels that indicate the time of validity, then it indicates that the lane for the regular service vehicles is valid for the specified time
525	Entering a road with the lane for the regular service vehicles		Indicates the entry onto the road marked with the traffic sign 'Road with the lane for scheduled traffic'
526	Entering a road with the lane for the regular service vehicles		Indicates the entry onto the road marked with the traffic sign 'Road with the lane for scheduled traffic'

Number	Name	Example	Explanation
527	Turnaround place		Turnaround place in the place other than at the intersection
528	Parking		Vehicle parking space
529	Time-limited parking		Parking space in which vehicles are allowed to be parked for no longer than indicated
530	Parking at the specified time		Parking space in which vehicles are only allowed to park during specified times, except for vehicles marked with a distinctive sign 'Persons with disabilities' or with a parking card for people with disabilities
531	Reserved parking		Parking space in which vehicles are allowed to be parked only with special permits. Non-electronic permits must be affixed behind the windshield of the car
532	Parking and the regular service vehicles		Parking space, next to which there is a regular service vehicles' stop. After leaving the vehicle parked, the travelling can be continued by the regular service vehicles
533	Pedestrian crossing		Place of crossing the road
534	Pedestrian crossing		Place of crossing the road

Number	Name	Example	Explanation
535	Pedestrian underpass		
536	Pedestrian underpass		
537	Pedestrian overpass		
538	Pedestrian overpass		
539	Recommended speed		The recommended speed of driving on that section of the road to the nearest intersection. When the traffic sign is erected in conjunction with a danger warning sign, the recommendation is valid in the dangerous section
540	Restricted zone. Parking prohibited		At the specified time, and if the time is not specified, then around the clock vehicles are prohibited from being parked on all roads located in the area behind the traffic sign, except for spaces specially provided for parking vehicles, which are marked with appropriate traffic signs and/or horizontal marking
541	Parking zone		Vehicles can be parked on all roads in the area behind the traffic sign. When the time is indicated, then the traffic sign is valid only during that time
542	Restricted zone. Limited speed		Driving at the speed higher (km/h), than indicated on this traffic sign, is prohibited on all roads in the area behind the traffic sign. When the time is indicated, then the traffic sign is valid only during that time

Number	Name	Example	Explanation
543	End of the parking prohibited zone		Indicates the place from which the requirements of the traffic sign 'Restricted zone. Parking prohibited' do not apply
544	End of parking zone		Indicates the place from which the requirements of the traffic sign 'Parking zone' do not apply
545	End of limited speed zone		Indicates the place from which the requirements of the traffic sign 'Restricted zone. Limited speed' do not apply
546	Tunnel		Reversing, turning around, standing or parking in the tunnel is prohibited. When the traffic stops, the driver must switch off the engine
547	End of tunnel		The place from which the requirements of the traffic sign 'Tunnel' do not apply
548	Stop		The stopping place of the regular service vehicles
549	Taxi stop		The taxi standing place

Number	Name	Example	Explanation
550	Beginning of the built-up areas	  	The beginning of the built-up area in which the requirements of the Road Rules, establishing the traffic order in built-up areas, apply
551	End of the built-up area	  	The place from which the requirements of the Rules, establishing the traffic order in built-up areas, do not apply
552	Residential area		The requirements of the Rules, establishing the traffic order in residential areas, apply in the territory behind the traffic sign
553	End of residential area		The place from which the requirements of the Rules, establishing the traffic order in residential areas, do not apply
554	'Stop' line		Indicates the place where vehicles must stop when a prohibitory traffic light (controller) signal is on (is shown)
555	Road for motor vehicles		The beginning of the road on which the traffic order established on highways applies
556	End of road for motor vehicles		The end of the road on which the traffic order established on highways applies
557	Elevated traffic island		An elevated traffic island is installed on the road

Number	Name	Example	Explanation
558	Compulsory (emergency) stop place		The place of compulsory (emergency) stop of vehicle
559	Cycle street		The requirements of the Rules, establishing the traffic order on the cycle street, apply on the road located behind the traffic sign
560	End of cycle street		The place from which the requirements of the Rules, establishing the traffic order on the cycle street, do not apply
561	Low emission zone		An area of a city, as defined by the municipal council, where the traffic of motor vehicles, tractors and self-propelled machinery, other than non-polluting vehicles, is restricted or prohibited on all roads behind a traffic sign
562	End of the low-emission zone		Indicates the point from which the requirements of the 'Low emission zone' traffic sign do not apply

Amendments to the Paragraph:

No [989](#), 03/10/2018, published in the RLA on 08/10/2018, ID code 2018-15920

No [744](#), 15/09/2021, published in the RLA on 20/09/2021, ID code 2021-19691

No [982](#), 20/12/2023, published in the RLA on 21/12/2023, ID code 2023-24836

No [935](#), 06/11/2024, published in the RLA on 07/11/2024, ID code 2024-19414

8¹. The parking order requirements of the indicative traffic signs No 528 through 532, which have the zone of validity, are valid from the indicative traffic sign to the nearest intersection or crossing of the carriageways behind the indicative traffic sign, which are marked with the priority traffic signs, the traffic signs 'Intersection of equivalent roads', 'Intersection with a side road', 'Side road on the right', 'Side road on the left' or 'Roundabout traffic', and in built-up areas, when no intersection or crossing of the carriageways is specified, then to the end of the built-up area marked with the indicative traffic sign 'End of built-up area'.

Point added:

No [744](#), 15/09/2021, published in the RLA on 20/09/2021, ID code 2021-19691

8². The parking order requirements of the indicative traffic signs No 528 through 532, which have the zone of validity, are also valid from the indicative traffic sign to other indicative traffic signs No 528 through 532 or to the prohibitory traffic signs No 332 through 335.











Point added:

















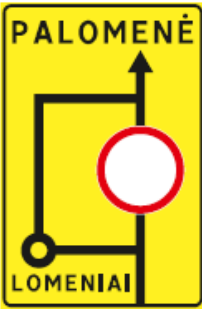


No [744](#), 15/09/2021, published in the RLA on 20/09/2021, ID code 2021-19691





CHAPTER VI INFORMATION TRAFFIC SIGNS



9. Information traffic signs:

Number	Name	Example	Explanation
601	Advance direction (arrow)		Traffic directions to the built-up areas indicated on the traffic sign. The distance to the intersection is indicated at the bottom of the traffic sign
602	Advance direction (arrow)		Traffic directions to the built-up areas indicated on the traffic sign. The distance to the intersection is indicated at the bottom of the traffic sign
603	Advance direction (arrow)		Traffic directions to the built-up areas, or parts thereof, indicated on the traffic sign. The distance to the intersection is indicated at the bottom of the traffic sign
604	Advance direction (arrow)		Indicates the traffic directions to the built-up areas indicated on the traffic sign
605	Direction (arrow)		Traffic direction to built-up areas and distance to them
606	Direction (arrow)		Traffic direction to built-up areas and distance to them
607	Direction (arrow)		Traffic direction to built-up areas, or parts thereof, and distance to them
608	Directions (arrow)		Indicates several directions and distances
609	Driving scheme		Driving route where manoeuvring is prohibited at an intersection, or the direction of travel at the complicated intersection
610	Driving direction		Recommended direction of travel for heavy goods vehicles, tractors and self-propelled machines, when driving in one of the possible directions at the intersection is prohibited

Number	Name	Example	Explanation
611	Dead end		A road with no exit at one end
612	Beginning of the built-up area		The beginning and name of the built-up area in which the requirements of the Rules, establishing the traffic order in built-up areas, do not apply
613	End of the built-up areas		The end of the built-up area marked with a traffic sign 'Beginning of the built-up area', the name of another built-up area and distance to it
614	Name of the water body		The name of a river, lake, or other body of water
615	Object name		Name and boundary of the county, district (municipality)
616	Street name		A road sign in front of a junction shall indicate the name of the cross street and, where appropriate, the number of buildings
617	Street name		Indicates the name of the street
618	Distances (arrow)		Distances (km) to the indicated built-up areas (cities)
619	Speed limit and other information (arrow)		Informs about speed limits and other requirements
620	Kilometre sign		Distance from the beginning or end of the road

Number	Name	Example	Explanation
621	Kilometre sign		Distance from the beginning or end of the road
622	Road or cycle route number	       	The number assigned to the road (route) or cycle route. The green traffic sign indicates the international road number, the red traffic sign - the primary road number, the yellow traffic sign - the national road number, the blue traffic sign - the district road number. The traffic sign with a dashed border indicates the direction of travel to the road with that number. The red traffic sign, which is used together with the traffic sign, that marks a cycle route, indicates the number of the national cycle route, and the traffic sign with the European Union flag symbol indicates the number of the international cycle route
623	Road or cycle route number and direction	      	The number assigned to and the direction of the road (route) or cycle route. The traffic sign with a dashed border indicates the direction of travel to the road with that number
624	Bypass scheme		Indicates the temporarily closed section of the road and the bypass route
625	Bypass direction		Indicates the direction in which the temporarily closed section of the road has to be bypassed, and informs drivers of the beginning of the bypass. The symbol of the traffic sign 'Dead end' specifies which of the existing roads is closed. Further on the route, drivers can follow the traffic sign No 626
626	Bypass direction		Indicates the direction of travel of vehicles bypassing the closed section of the road according to the traffic sign No 625. Drivers who have not passed the traffic sign No 625 are informed that they have entered the driving route of other vehicles

Number	Name	Example	Explanation
627	Lane change arrow		Indicates the direction of travel on the roads where road works are being carried out
628	Directional arrow sign to the place of interest		Indicates the traffic direction and distance to the place of interest
629	Name of the place of interest		Name of the place of interest
630.	<i>Ceased to apply from 1 January 2020</i>		
631.	<i>Ceased to apply from 01/01/2020</i>		
632.	<i>Ceased to apply from 01/01/2020</i>		
633.	<i>Ceased to apply from 01/01/2020</i>		
634.	<i>Ceased to apply from 01/01/2020</i>		
635.	Republic of Lithuania		The traffic sign marks the State border crossing point

Number	Name	Example	Explanation
636.	Automated traffic control		The first sign is used on a section of the road with stationary (fixed) automated devices for detecting infringements of the Rules, except for infringements of the speed limit. The second sign is used on a section of the road with stationary (fixed) automatic devices recording infringements of the speed limit and, where technically feasible, other infringements of the Rules
637	Traffic directions at roadworks sites		Indicates the directions of travel on roads where roadworks are taking place

Amendments to the Paragraph:

No [1077](#), 02/11/2016, published in the RLA on 03/11/2016, ID code 2016-26198

No [989](#), 03/10/2018, published in the RLA on 08/10/2018, ID code 2018-15920



No [744](#), 15/09/2021, published in the RLA on 20/09/2021, ID code 2021-19691








No [273](#), 19/04/2023, published in the RLA on 20/04/2023, ID code 2023-07672







No [935](#), 06/11/2024, published in the RLA on 07/11/2024, ID code 2024-19414







CHAPTER VII SERVICE TRAFFIC SIGNS







10. Service traffic signs:






Number	Name	Example	Explanation
701	First-Aid post		The place where first aid is provided
702	Hospital		

Number	Name	Example	Explanation
703	Filling station		
704	Breakdown service		Vehicle repair shop
705	Car wash		
706	<i>Ceased to apply from 2023-11-01</i>		
707	Restaurant		Canteen or restaurant
708	Cafeteria		Cafe or buffet
709	Hotel		
710	Camping site		

Number	Name	Example	Explanation
711	Caravan site		
712	Camping and caravan site		
713	Picnic site		
714	Police		
715	Toilet		
716	Swimming place		
717	<i>Ceased to apply from 1 June 2022</i>		

Number	Name	Example	Explanation
718	Drinking water		
719	Customs		Non-frontier customs institution
720	Airport		
721	<i>Ceased to apply from 1 June 2022</i>		
722	Information centre		Centre for tourism, travel or other information
723	Youth hostel		
724	Rural tourism homestead		
725	<i>Ceased to apply from 2023-11-01</i>		

Number	Name	Example	Explanation
726	Fishing place		
727	Golf course		
728	Horse riding		
729	Ski-lift		
730	Bus station		The place for servicing passengers travelling on domestic, long-distance and international routes of regular passenger bus services
731	Railway station		The place for receiving, distributing, forming, passing and letting out trains, for servicing passengers, shippers/consignees of luggage or cargo

Number	Name	Example	Explanation
732	Vehicle ferry, port or pier		The floating bridge or ship designed to transfer vehicles across a sea, lake, river or other body of water. The traffic sign can be used to mark a port, a pier or a boat lowering place
733	Register of drivers of road vehicles		The place of registration of motor vehicles and their trailers, the place of driving tests or of issue of driving licenses
734	Compulsory roadworthiness test station		The place for carrying out compulsory roadworthiness test
735	Charging point for the electric vehicles		The place for charging the electric cars
736	Industrial zone		The place where factories or other industrial facilities are located

Amendments to the Paragraph:


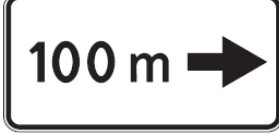


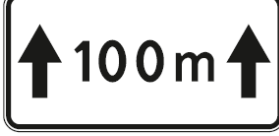



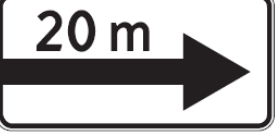
No [1077](#), 02/11/2016, published in the RLA on 03/11/2016, ID code 2016-26198



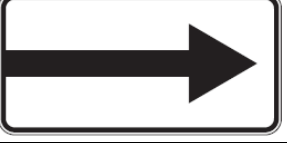








No [744](#), 15/09/2021, published in the RLA on 20/09/2021, ID code 2021-19691











No [273](#), 19/04/2023, published in the RLA on 20/04/2023, ID code 2023-07672










CHAPTER VIII ADDITIONAL PANELS










11. Additional panels (hereinafter – the panels) specify or restrict the validity of the traffic signs in combination with which they are used:












Number	Name	Example	Explanation
801	Distance to the object		Indicates the direction and distance to the object or to the beginning of a dangerous section of the road. The direction of the object (section) indicated on the panel is straight
802	Distance to the object		Indicates the direction to the right and the distance to the object or to the beginning of a dangerous section of the road
803	Distance to the object		Indicates the direction to the left and the distance to the object or to the beginning of a dangerous section of the road
804	Distance to the intersection		Indicates the distance to the intersection in front of which the traffic sign 'Stop' is erected
805	Zone of validity onwards		Indicates the length of the zone of validity, behind the traffic sign, of the dangerous section of the road or other traffic signs in conjunction with which it is used
806	Zone of validity onwards		Indicates the length of the zone of validity, behind the traffic sign, of the dangerous section of the road or other traffic signs in conjunction with which it is used
807	Zone of validity onwards and backwards		Indicates the zone of validity of the traffic signs
808	End of the zone of validity		Indicates the end of the zone of validity of the traffic signs
809	Zone of validity to the right		Indicates the direction (to the right) and the length of the zone of validity of the traffic signs that prohibit standing or parking, and of the traffic signs No 528 through 532 and No 549


Number	Name	Example	Explanation
810	Zone of validity to the left		Indicates the direction (to the left) and the length of the zone of validity of the traffic signs that prohibit standing or parking, and of the traffic signs No 528 through 532 and No 549
811	Zone of validity to both sides		Indicates the direction (to both sides) and the length of the zone of validity of the traffic signs that prohibit standing or parking, and of the traffic signs No 528 through 532 and No 549
812	Direction of validity to the right		Indicates the direction of validity of traffic signs placed in front of a junction or the direction of travel to adjacent facilities
813	Direction of validity to the left		Indicates the direction of validity of traffic signs placed in front of a junction or the direction of travel to adjacent facilities
814	Direction of validity to both sides		Indicates the direction of validity of traffic signs placed in front of a junction or the direction of travel to adjacent facilities
815	Goods vehicles		The traffic sign with the panel 'Goods vehicles' is valid for goods vehicles and their combinations with the permissible maximum mass exceeding 3.5 tonnes
816	Vehicles with a trailer		The traffic sign with the panels 'Vehicles with a trailer' is valid for cars, tractors and self-propelled machines with a trailer
817	Passenger cars		The traffic sign with the panels 'Passenger cars' is valid for passenger cars and goods vehicles with the permissible maximum mass not exceeding 3,5 tonnes
818	Buses		Indicates the type of vehicle for which the traffic sign is valid
819	Tractors		Indicates the type of vehicle for which the traffic sign is valid. The traffic sign with the panel 'Tractors' is valid for tractors and self-propelled machines
820	Motorcycles		Indicates the type of vehicle for which the traffic sign is valid

Number	Name	Example	Explanation
821	Cycles		Indicates the type of vehicle for which the traffic sign is valid. Traffic sign with the panel 'Cycles' valid for cycles and electric micromobility devices
822	Non-working days		Indicates that the traffic sign is valid only on Saturdays, Sundays, on the holidays specified in the Labour Code of the Republic of Lithuania and on the non-working days announced by the Government of the Republic of Lithuania
823	Working days		Indicates that the traffic sign is valid from Monday to Friday inclusive, except for the holidays specified in the Labour Code of the Republic of Lithuania and the non-working days announced by the Government of the Republic of Lithuania
824	Days of the week		Indicates the days of the week on which the traffic sign is valid
825	Day of the week		Indicates the day of the week on which the traffic sign is valid
826	Time of validity		Indicates that the traffic sign is valid every day, at the specified hours
827	Time of validity on non-working days		Indicates the time on non-working days when the traffic sign is valid
828	Time of validity on working days		Indicates the time on working days when the traffic sign is valid
829	Time of validity on days of the week		Indicates the days and time when the traffic sign is valid
830	Way of parking		All vehicles are only allowed to stand on the carriageway along the sidewalk

Number	Name	Example	Explanation
831	Way of parking		Only motor vehicles with the permissible maximum mass not exceeding 3.5 tonnes and their combinations with trailers are permitted to stand as shown. Mopeds and motorcycles must be parked along the edge of the carriageway
832	Way of parking		Only motor vehicles with the permissible maximum mass not exceeding 3.5 tonnes and their combinations with trailers are permitted to stand as shown. The vehicle must be parked right along the edge of the sidewalk, which is closest to the carriageway
833	Way of parking		Only motor vehicles with the permissible maximum mass not exceeding 3.5 tonnes are permitted to stand as shown
834	Way of parking		Only motor vehicles with the permissible maximum mass not exceeding 3.5 tonnes are permitted to stand as shown. Mopeds and motorcycles can be parked along the edge of the carriageway
835	Way of parking		Only motor vehicles with the permissible maximum mass not exceeding 3.5 tonnes are permitted to stand as shown. The vehicle must be parked right along the edge of the sidewalk, which is closest to the carriageway
836	Way of parking		Only motor vehicles with the permissible maximum mass not exceeding 3.5 tonnes are permitted to stand as shown
837	Way of parking		Only motor vehicles with the permissible maximum mass not exceeding 3.5 tonnes are permitted to stand as shown. Mopeds and motorcycles can be parked along the edge of the carriageway
838	Way of parking		Only motor vehicles with the permissible maximum mass not exceeding 3.5 tonnes are permitted to stand as shown. The vehicle must be parked right along the edge of the sidewalk, which is closest to the carriageway
839	Stand with the engine switched off		Standing in the parking space is allowed only with the engine switched off

Number	Name	Example	Explanation
840	Paid services		Indicates that services must be paid for. A road sign the panels, placed alongside the traffic sign 'Road or cycle route number', indicates the point from which the road is tolled. If the panels indicates an expiry time, the services shall be paid for at the time indicated. The panels may be accompanied by information about the toll zone
841	Dangerous shoulder		Warns that it is dangerous to drive on the shoulder
842	Direction of the main road		Indicates the direction of the main road at the intersection. Used in conjunction with the traffic signs 'Main road'
843	Direction of the main road		Indicates the direction of the main road at the intersection. Used in conjunction with the traffic signs 'Give way' or 'Stop'
844	Visually impaired people		Indicates that visually impaired people walk through the pedestrian crossing
845	Wet coating		Indicates that the traffic sign, in conjunction with which the panel is used, is valid when the coating of the carriageway is wet
846	Persons with disabilities		Indicates that the parking space is reserved for vehicles bearing the distinctive sign 'Persons with disabilities' or with a parking card for people with disabilities, as defined in the Rules
847	Except for persons with disabilities		Indicates that road signs are not valid for vehicles bearing the distinctive sign 'Persons with disabilities' or with a parking card for people with disabilities
848	Ice-covered road		The section of the road marked in this way is often slippery due to ice or snow

Number	Name	Example	Explanation
849	Compressed natural gas	 	Used in conjunction with the traffic sign 'Gas station' and indicates that at the gas station, vehicles are supplied with compressed natural gas
850	Liquefied petroleum gas	 	Used in conjunction with the traffic sign 'Gas station' and indicates that at the gas station, vehicles are supplied with liquefied petroleum gas
851	Types of fuel and energy sources	 	Used with the traffic sign 'Service Station' and indicates the types of fuel and energy sources available at the service station (e.g. electricity, hydrogen gas, compressed natural gas, compressed biomethane, liquefied natural gas, liquefied biomethane, liquefied petroleum gas)
852	Mopeds		Indicates the type of vehicle for which the traffic sign is valid
853	Except for cyclists		Indicates that the traffic signs do not apply to cyclists and riders of electric micromobility devices
854	The electric cars		Indicates that the parking space is reserved for the electric cars only when they are being charged
855	Except for the electric cars		Indicates that the traffic signs are not valid for the electric cars
856	Cycle traffic		Informs that there is traffic of cycles, electric micromobility devices in the indicated directions

Number	Name	Example	Explanation
857	Camping vehicles		Indicates the type of vehicle for which the traffic sign is valid

Amendments to the Paragraph:

No [989](#), 03/10/2018, published in the RLA on 08/10/2018, ID code 2018-15920

No [744](#), 15/09/2021, published in the RLA on 20/09/2021, ID code 2021-19691

No [273](#), 19/04/2023, published in the RLA on 20/04/2023, ID code 2023-07672

No [982](#), 20/12/2023, published in the RLA on 21/12/2023, ID code 2023-24836

No [935](#), 06/11/2024, published in the RLA on 07/11/2024, ID code 2024-19414

12. A plate is valid for the traffic sign under which the plate is attached.

CHAPTER IX GENERAL PROVISIONS

13. Affixing to the traffic sign, its stand or any other traffic control device anything, that is unrelated to the purpose of that traffic sign or device, is prohibited. It is prohibited to indicate on the traffic sign information related to a person's economic-commercial, financial or professional activities, which encourages the purchase of goods or the use of services (for example, company name, brand, type of services provided, address, telephone number, etc.).

14. The image of the traffic sign to be installed may differ from that depicted in this Annex. However, the changes made to the images of the traffic sign must meet the requirements set out in the Rules for Installation of Traffic Signs and Vertical Marking, approved by the order of the Minister of Transport and Communications.

EXAMPLES OF VARIABLE INFORMATION TRAFFIC SIGNS

Variable information traffic signs are classified as traffic signs and they comply with the explanations of the traffic signs, that are given in Annex 1 to the Rules.



ROAD MARKINGS AND THEIR CHARACTERISTICS

The title of the annex changed:

No [273](#), 19/04/2023, published in the RLA on 20/04/2023, ID code 2023-07672

CHAPTER I HORIZONTAL MARKING

1. Horizontal markings (lines, arrows, inscriptions and other symbols on the carriageway in white or in other colours as defined in this Chapter) shall determine the traffic regime and order:

Amendments to the Paragraph:

No [273](#), 19/04/2023, published in the RLA on 20/04/2023, ID code 2023-07672

1.1. A narrow solid line separates traffic flows in opposite directions and prohibits the use of the oncoming lane on the marked section of the road; marks the edges of the lanes, the sections of the carriageway where access is prohibited, the boundaries of the parking spaces and the edge of the carriageway; and, in the case of traffic sign No 413 'Pedestrian and cycle track', distinguishes between the part of the path reserved for cyclists and the part reserved for pedestrians. It shall not be crossed except where it marks the edge of the carriageway or a parking space.



Amendments to the Paragraph:

No [273](#), 19/04/2023, published in the RLA on 20/04/2023, ID code 2023-07672

1.2. A wide continuous line marks the edges of the carriageway on the motorways and highways; separates the lane of the carriageway for the regular service vehicles; separates the lane from the regular service vehicles stop; separates the cycle lane. Crossing this line is prohibited, except in cases where it marks the edge of the carriageway, or the traffic signs 'Lane for regular service vehicles' and 'Road with the lane for regular service vehicles' are not valid.



1.3. A double continuous line separates traffic flows in opposite directions on the roads and prohibits driving in oncoming traffic lanes on the marked section of the road. Crossing this line is prohibited.



1.4. A yellow continuous line marks the places in which standing or parking is prohibited. It may be used to mark lanes at the place where works are carried out. Crossing this line is prohibited. If a yellow continuous line is used in conjunction with white marking lines, that mark lanes, a yellow continuous line should be followed.



Amendments to the Paragraph:

No [744](#), 15/09/2021, published in the RLA on 20/09/2021, ID code 2021-19691

1.5. A narrow dashed line with dashes three times shorter than the gaps separates traffic flows in opposite directions and marks the boundaries of the lanes. This line can be crossed on both sides.



1.6. A line of approaching is a narrow dashed line with dashes three times longer than the gaps. It warns of approaching a continuous marking line 1.1, 1.3 or 1.10, which separates traffic flows in opposite directions or in the same direction. This line can be crossed on both sides.



1.7. A narrow dashed line, the dashes and spaces of which are of the same length, marks lanes at the intersection, the place of road entry (exit), and it can mark the edge of the carriageway. This line can be crossed on both sides.



1.8. A wide dashed line with dashes three times shorter than the gaps marks the boundaries between the acceleration, deceleration lane and the other traffic lane (at intersections and at crossings of roads of different heights). This line can be crossed on both sides.



Amendments to the Paragraph:

No [989](#), 03/10/2018, published in the RLA on 08/10/2018, ID code 2018-15920

1.9. A yellow dashed line marks the places where standing is prohibited. It may be used to mark lanes at the place where works are carried out. This line can be crossed on both sides. If a yellow dashed line is used in conjunction with white marking lines, that mark lanes, a yellow dashed line should be followed.



1.10. A double line consisting of two narrow parallel lines, one of which is continuous and the other is dashed, separates traffic flows in opposite or the same directions on the road sections where changing lanes is allowed only from one lane; marks the turnaround places, the places of entry to/exit from parking lots, places where driving in only one direction is allowed. This line can be crossed from the side of the dashed line, also from the continuous side, but only at the end of overtaking or bypassing.



1.11. A wide line, which is drawn across the carriageway ('Stop' line), indicates the place where the driver must stop when there is the traffic sign 'Stop' (in case of uncontrolled intersection) or in case of prohibitory signal of the traffic light or that shown by the controller.



1.12. A line consisting of triangles indicates the place where the driver must give way to vehicles travelling on the road being crossed or the road that connects to another road.



Amendments to the Paragraph:

No [989](#), 03/10/2018, published in the RLA on 08/10/2018, ID code 2018-15920

1.13. Pedestrian crossings:


1.13.1. 'Zebra' marking indicates an uncontrolled pedestrian crossing. An uncontrolled pedestrian crossing may be marked on a cycle track or in a parking lot by the horizontal marking 'zebra' only.



Amendments to the Paragraph:

No [982](#), 20/12/2023, published in the RLA on 21/12/2023, ID code 2023-24836

1.13.2. Zebra markings mark an uncontrolled pedestrian crossing and arrows indicate the direction of walking of pedestrians.




1.13.3. Two parallel lines consisting of rectangles mark a pedestrian crossing in which traffic is controlled by a traffic light.



Amendments to the Paragraph:

No [989](#), 03/10/2018, published in the RLA on 08/10/2018, ID code 2018-15920

1.14. A cycle crossing (two parallel lines of squares) marks the point where a cycle track or cycle lane crosses a carriageway. The rider of a cycle, a powered cycle and an electric micromobility device shall be allowed to ride on the cycle crossing markings.



Amendments to the Paragraph:

No [989](#), 03/10/2018, published in the RLA on 08/10/2018, ID code 2018-15920

No [935](#), 06/11/2024, published in the RLA on 07/11/2024, ID code 2024-19414

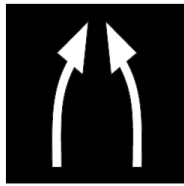
1.15. A hatched or painted area marks diversion islands, on which driving is prohibited.




1.16. The arrows indicate the permitted driving directions in the lane. The dead end sign warns that turning to the nearest carriageway is prohibited. The marking, that allows turning to the left from the left edge lane, also allows turning around.



1.17. Arrows with a curved rod warn that the narrowing of the carriageway or a continuous marking line 1.1 or 1.3, 1.10, which separates traffic flows in opposite directions, is being approached.



1.18. A triangle informs that an intersection with the main road is being approached.



1.19. The inscription 'STOP' informs that the marking line 1.11 is being approached, when it is used in conjunction with the traffic sign 'Stop'.



1.20. Letters and numbers indicate the road number (route).



1.21. The letter A indicates the lane for regular service vehicles only, or a regular service vehicles stop, except for the case specified in Point 182 of the Rules.




Amendments to the Paragraph:

No [1135](#), 04/11/2015, published in the RLA on 05/11/2015, ID code 2015-17682

No [744](#), 15/09/2021, published in the RLA on 20/09/2021, ID code 2021-19691

1.21¹. The symbol A+ marks the lane for the regular service vehicles and other vehicles, as specified in Point 1811 of the Rules, except for the case specified in Point 182 of the Rules.



Sub-paragraph added:

No [744](#), 15/09/2021, published in the RLA on 20/09/2021, ID code 2021-19691

1.22. A wide dashed line with the dashes and spaces between the dashes of the same length marks the lane for the regular service vehicles, a regular service vehicles stops in places where entering (exiting) them is allowed, or the cycle lane that can be crossed on both sides.



Amendments to the Paragraph:

No [989](#), 03/10/2018, published in the RLA on 08/10/2018, ID code 2018-15920

1.23. The cycle symbol indicates a cycle lane, a part of a pedestrian and cycle track or pavement for pedestrian and cycling traffic or a cycle track for cycles and electric micromobility devices.



Amendments to the Paragraph:

No [982](#), 20/12/2023, published in the RLA on 21/12/2023, ID code 2023-24836

1.24. The symbol of a person sitting in a wheelchair indicates a parking space where only vehicles bearing a distinctive sign 'Persons with disabilities' or with a parking card for people with disabilities may stop or park.




Amendments to the Paragraph:

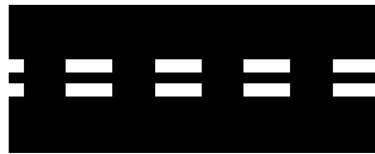
No [273](#), 19/04/2023, published in the RLA on 20/04/2023, ID code 2023-07672

No [982](#), 20/12/2023, published in the RLA on 21/12/2023, ID code 2023-24836

1.25. Squares arranged in chess order mark speed reduction measures installed on the carriageway.



1.26. The double dashed line marks the reverse lanes, in which the direction of traffic changes to the opposite, separates traffic flows in opposite directions. Crossing this line, which separates traffic flows in opposite directions, is prohibited. If this line separates flows in the same direction of travel, when the green reversing traffic light signal is switched on, this line can be crossed on its both sides, and when the yellow reversing traffic light signal is switched on, then only when this line is on the right side from the driver.



1.27. The yellow zigzag marks the place (side) of the road where standing within the length of the zigzag is prohibited.



Amendments to the Paragraph:

No [1077](#), 02/11/2016, published in the RLA on 03/11/2016, ID code 2016-26198

1.28. Taxi can travel in the lane for the regular service vehicles and other vehicles, which is marked with a word 'TAXI' and the symbol A+. The taxi standing places can be marked with an inscription 'TAXI'.



Amendments to the Paragraph:

No [744](#), 15/09/2021, published in the RLA on 20/09/2021, ID code 2021-19691


1.29. Travelling by cars, that carry 4 and more road users, is allowed in the lane for the regular service vehicles and other vehicles, which is marked with the symbols 4+ and A+.



Amendments to the Paragraph:

No [744](#), 15/09/2021, published in the RLA on 20/09/2021, ID code 2021-19691

1.30. The electric cars are allowed to travel in the lane for the regular service vehicles and other vehicles, which is marked with the symbols of the electric car and A+. The parking spaces, that are reserved for the electric cars only when they are being charged, can be marked with the symbol of the electric car.



Amendments to the Paragraph:

No [744](#), 15/09/2021, published in the RLA on 20/09/2021, ID code 2021-19691

1.30¹. Driving with motorcycles is allowed in the lane for the regular service vehicles and other vehicles, which is marked with the symbols of motorcycle and A+.




Sub-paragraph added:

No [744](#), 15/09/2021, published in the RLA on 20/09/2021, ID code 2021-19691

1.31. The pedestrian symbol marks a footpath or part of a footpath intended for pedestrian traffic.



1.32. The area marked by yellow lines at the crossing of the carriageways marks the place entering which is prohibited if there is an obstacle in or behind it, which would force the driver to stop at the crossing of the carriageways and obstruct the traffic of other vehicles.



Amendments to the Paragraph:

No [989](#), 03/10/2018, published in the RLA on 08/10/2018, ID code 2018-15920

1.33. The pedestrian and cycle symbols one under another mark a footpath and cycle track.



Sub-paragraph added:

No [989](#), 03/10/2018, published in the RLA on 08/10/2018, ID code 2018-15920

1.34. The image of the danger warning sign No 105 ‘Children’ warns of the road section in which children may be present on the carriageway (near nurseries/kindergartens, schools, playgrounds, etc.).



Sub-paragraph added:

No [744](#), 15/09/2021, published in the RLA on 20/09/2021, ID code 2021-19691

1.35. The image of the danger warning sign No 127 ‘Pedestrian crossing’ warns that a pedestrian crossing is being approached.



Sub-paragraph added:


No [744](#), 15/09/2021, published in the RLA on 20/09/2021, ID code 2021-19691

CHAPTER II VERTICAL MARKING

2. Vertical marking on road structures and road equipment elements, which consists of white and black stripes arranged alternately, indicates their dimensions, helps road users navigate the road and is designated as follows:

2.1. The diagonal black and white stripes mark the vertical elements of road structures (piers of bridges, viaducts, end sections of fencing, etc.) where these elements pose a danger to


vehicles, and the supports of directional signs No 407-409 in the dividing lanes, at the fork in the road.



Amendments to the Paragraph:

No [273](#), 19/04/2023, published in the RLA on 20/04/2023, ID code 2023-07672

2.2. Vertical black and white stripes mark the lower edge of the structures of bridges, overpasses, tunnels.



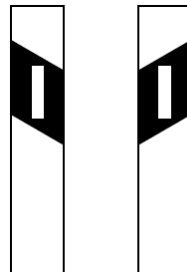
2.3. Horizontal black and white stripes denote the supports for traffic lights and traffic signs in dividing lanes or safety islands.



Amendments to the Paragraph:

No [273](#), 19/04/2023, published in the RLA on 20/04/2023, ID code 2023-07672


2.4. A diagonal wide black stripe marks signal columns, barriers, supports of fencing (barriers), etc.




2.5. Horizontal wide dashed lines mark the lateral surfaces of fencing (barriers) in sharp turns, steep slopes and other dangerous road sections.



2.6. A horizontal continuous black line marks the lateral surfaces of fencing (barriers) in other road sections.



2.7. Horizontal dashed white and black lines mark street curbs in dangerous road sections and elevated traffic islands.



VEHICLE IDENTIFICATION AND INFORMATION SIGNS IN VEHICLES

1. It is prohibited to cover vehicle registration plates with protective materials, to bend them or otherwise change their shape, they must not be damaged, dirty or rusty. A plate with the vehicle registration number, issued by the joint stock company REGITRA, must be affixed in a well visible place at the rear of the motor vehicle and/or trailer, when the cycle(s) is (are) transported attached to the rear of the motor vehicle or trailer and it/they cover(s) the vehicle registration plate.

2. The end of the motor vehicle registered in the Republic of Lithuania and leaving for other countries and the end of its trailer must be marked with the distinguishing sign of the Republic of Lithuania if there is no abbreviation 'LT' on the vehicle registration number license plate. It is a white elliptical sign with black letters 'LT' in the middle. The horizontal axis of the sign must be at least 175 mm long, the vertical axis at least 115 mm long, the letters must be at least 80 mm high and at least 10 mm thick.



3. The vehicle brought to the Republic of Lithuania from another state must be marked with the distinguishing sign of the state in which it is registered, if this sign is not present on the vehicle registration plate. The distinguishing signs of the vehicles registered abroad, which are brought to the Republic of Lithuania, are established by international agreements.

4. It is prohibited to operate a vehicle registered in the Republic of Lithuania with the distinguishing sign of another state.

5. The distinguishing sign depicting a white equilateral triangle with a red rim and a tire stud symbol in the middle must be affixed to the rear of the car with studded tires. The length of the side of the triangle is between 200 and 300 mm, the rim width is 1/10 of the side length.



6. The front and rear of the bus carrying groups of children must be marked with square distinguishing signs with a reflective yellow background and a red rim, and with a black symbol of the traffic sign 'Children'. The length of the side of the square – 400 mm, the width of the rim – 40 mm. A smaller distinguishing sign (the length of the side of the square - 300 mm, the width of the rim – 30 mm) can be used at the front of the bus.



7. The front and rear of the school bus must be marked with square distinguishing signs with a reflective yellow background and a red rim, and with a black symbol of the traffic sign 'Children'. The length of the side of the square – 300 mm, the width of the rim – 30 mm. There must be an inscription 'SCHOOL' on both sides of the bus: the height of the letters - at least 200 mm. The school bus is marked with the linear marking of a 50 mm wide reflective stripe, which highlights the dimensions of the bus: a white stripe - at the front, a yellow stripe - on both sides, a red stripe - at the rear. Additional flashing warning orange lights must be installed on the roof of the vehicle at four corners. These lights are only turned on during the boarding/dropping out the students and they flash alternately on the left and right sides of the vehicle.

8. The front and rear of the vehicles driven by people with hearing disabilities can be marked with a circular distinguishing sign of 160 mm in diameter with three black circles of 40 mm in diameter, which are arranged at the corners of an imaginary equilateral triangle pointed downwards.



Amendments to the Paragraph:

No [1135](#), 04/11/2015, published in the RLA on 05/11/2015, ID code 2015-17682

No [744](#), 15/09/2021, published in the RLA on 20/09/2021, ID code 2021-19691

9. Vehicles driven by persons with disabilities entitled to use the distinctive sign 'Persons with disabilities', or by persons transporting them, may be marked at the front and rear with square blue 'Persons with disabilities' distinctive signs with a white border and a white 'Persons with disabilities' traffic sign symbol. The length of the square side is 100 mm and the width of the border is 10 mm. Persons entitled to use the distinctive sign 'Persons with disabilities' shall be in possession of document(s) proving it.



Amendments to the Paragraph:

No [744](#), 15/09/2021, published in the RLA on 20/09/2021, ID code 2021-19691

No [982](#), 20/12/2023, published in the RLA on 21/12/2023, ID code 2023-24836

10. Motor vehicles and combinations of motor vehicles and their trailers used for driving instruction shall be marked at the front and rear with a white equilateral triangular distinctive sign with a red border and the letter 'M' in black in the middle. The length of the side of the triangle shall be between 200 mm and 300 mm and the width of the border shall be 1/10 of the length of the side.



Amendments to the Paragraph:

No [273](#), 19/04/2023, published in the RLA on 20/04/2023, ID code 2023-07672

11. Motor vehicles and their combinations with trailers, the dimensions of which (with or without load) are larger than those established by the Ministry of Transport and Communications of the Republic of Lithuania, as well as motor vehicles, the maximum speed of which according to their technical characteristics is lower than the maximum speed allowed for these vehicles in the Rules, may be equipped with a distinctive speed limitation sign on the rear left-hand side, i.e. the coloured sign 'Limited speed', indicating the speed at which the vehicle may be operated. The diameter of the sign shall be 160-250 mm and the width of the border shall be 1/10 of the diameter of the sign.



Amendments to the Paragraph:

No [273](#), 19/04/2023, published in the RLA on 20/04/2023, ID code 2023-07672

12. At the front or rear, the farthest points of the load, which protrude beyond the dimensions of the vehicle by more than 1 m or which protrude at least slightly to the side, or the edge points of vehicles that are wider than 2.6 m must be marked with distinguishing signs – squares with the sides that are 400 mm long, with light-reflecting diagonal white and red 50 mm wide stripes, which are arranged alternately. These signs must be affixed to the vehicle at a height of not less than 0.4 m and not more than 1.6 m above the ground. During the dark hours of the day or in poor visibility conditions, lights must be switched on in the specified places of the vehicle: white lights at the front, orange lights on the sides and red lights at the rear.



13. Vehicles carrying dangerous goods must be marked and labelled in accordance with the procedure established in the European Agreement concerning the International Carriage of Dangerous Goods by Road (the 'ADR') and in its Technical Annexes A and B.

14. Long and heavy goods vehicles, buses and trailers, which are referred to in Regulation No 70 of the United Nations Economic Commission for Europe, must be marked with certified distinguishing signs for long and heavy vehicles, in accordance with the requirements of this Regulation (dimensions, number, arrangement, etc. of the distinguishing signs).



Amendments to the Paragraph:

No [744](#), 15/09/2021, published in the RLA on 20/09/2021, ID code 2021-19691

15. Ceased to apply from 01/01/2022

Withdrawal of the Point:

No [744](#), 15/09/2021, published in the RLA on 20/09/2021, ID code 2021-19691

Amendments to the Paragraph:

No [1135](#), 04/11/2015, published in the RLA on 05/11/2015, ID code 2015-17682

16. Motor vehicles, except for mopeds and motorcycles without a trailer, must have an emergency stop sign - an equilateral triangle, with 450 to 500 mm long sides that are made of a 50 mm wide reflective material.



17. On buses equipped with safety belts, an information sign 'Wear your seat belt' shall be displayed in front of each seat or on the seat or near the seat in a visible place. The sign shall be blue and white in colour, have a circle diameter of 60 mm and a white border width of 3 mm.



Amendments to the Paragraph:

No [273](#), 19/04/2023, published in the RLA on 20/04/2023, ID code 2023-07672

18. Novice drivers must have, at the rear of the car on the left side, a white distinguishing sign, that is square in shape, with a green rim and a green maple leaf in the middle. The length of the side of the square is from 100 mm to 150 mm, the width of the rim - 1/10 of the length of the side.



Amendments:

1.
Government of the Republic of Lithuania, Resolution
No [1195](#), 20/09/2004, Official Gazette, 2004, No 142-5197 (23/09/2004)
ON SUPPLEMENTING THE RESOLUTION NO 1950 OF THE GOVERNMENT OF THE REPUBLIC OF LITHUANIA OF 11 DECEMBER 2002 'ON THE APPROVAL OF THE ROAD TRAFFIC RULES'
2.
Government of the Republic of Lithuania, Resolution
No [1307](#), 20/10/2004, Official Gazette, 2004, No 155-5646 (23/10/2004)
ON THE AMENDMENT TO THE RESOLUTION NO 1950 OF THE GOVERNMENT OF THE REPUBLIC OF LITHUANIA OF 11 DECEMBER 2002 'ON THE APPROVAL OF THE ROAD TRAFFIC RULES'
3.
Government of the Republic of Lithuania, Resolution
No [1669](#), 24/12/2004, Official Gazette, 2004, No 187-6980 (30/12/2004)
ON SUPPLEMENTING THE RESOLUTION NO 1950 OF THE GOVERNMENT OF THE REPUBLIC OF LITHUANIA OF 11 DECEMBER 2002 'ON THE APPROVAL OF THE ROAD TRAFFIC RULES'
4.
Government of the Republic of Lithuania, Resolution
No [975](#), 05/10/2006, Official Gazette, 2006, No 108-4115 (11/10/2006)
ON THE AMENDMENT TO THE RESOLUTION NO 1950 OF THE GOVERNMENT OF THE REPUBLIC OF LITHUANIA OF 11 DECEMBER 2002 'ON THE APPROVAL OF THE ROAD TRAFFIC RULES'
5.
Government of the Republic of Lithuania, Resolution
No. [275](#), 20/03/2008, Official Gazette, 2008, No 40-1456 (08/04/2008)
ON THE AMENDMENT TO THE RESOLUTION NO 1950 OF THE GOVERNMENT OF THE REPUBLIC OF LITHUANIA OF 11 DECEMBER 2002 'ON THE APPROVAL OF THE ROAD TRAFFIC RULES'
6.
Government of the Republic of Lithuania, Resolution
No [768](#), 6/07/2008, Official Gazette, 2008, No 88-3530 (02/08/2008)
ON THE AMENDMENT TO THE RESOLUTION NO 1950 OF THE GOVERNMENT OF THE REPUBLIC OF LITHUANIA OF 11 DECEMBER 2002 'ON THE APPROVAL OF THE ROAD TRAFFIC RULES'
The new wording of the Resolution shall become effective from 01/09/2008, of Point 257 of the Rules – from 01/07/2009.
7.
Government of the Republic of Lithuania, Resolution
No [1222](#), 30/09/2009, Official Gazette, 2009, No 120-5147 (08/10/2009)
ON THE AMENDMENT TO THE RESOLUTION NO 1950 OF THE GOVERNMENT OF THE REPUBLIC OF LITHUANIA OF 11 DECEMBER 2002 'ON THE APPROVAL OF THE ROAD TRAFFIC RULES'
The Resolution shall become effective from 01/01/2010. Point 1.16 of this Resolution shall become effective from 01/07/2012. Point 1.24.3 of this Resolution shall become effective from 01/01/2012.
8.
Government of the Republic of Lithuania, Resolution
No [1431](#), 06/10/2010, Official Gazette, 2010, No 121-6179 (13/10/2010)
ON THE AMENDMENT TO THE RESOLUTION NO 1950 OF THE GOVERNMENT OF THE REPUBLIC OF LITHUANIA OF 11 DECEMBER 2002 'ON THE APPROVAL OF THE ROAD TRAFFIC RULES'
9.
Government of the Republic of Lithuania, Resolution
No [236](#), 02/03/2011, Official Gazette, 2011, No 28-1323 (05/03/2011)
ON THE AMENDMENT TO THE RESOLUTION NO 1950 OF THE GOVERNMENT OF THE REPUBLIC OF LITHUANIA OF 11 DECEMBER 2002 'ON THE APPROVAL OF THE ROAD TRAFFIC RULES'
10.
Government of the Republic of Lithuania, Resolution

No [1127](#), 28/09/2011, Official Gazette, 2011, No 120-5652 (05/10/2011)

ON THE AMENDMENT TO THE RESOLUTION NO 1950 OF THE GOVERNMENT OF THE REPUBLIC OF LITHUANIA OF 11 DECEMBER 2002 'ON THE APPROVAL OF THE ROAD TRAFFIC RULES'

11.

Government of the Republic of Lithuania, Resolution

No [224](#), 29/02/2012, Official Gazette, 2012, No 29-1302 (08/03/2012)

ON THE AMENDMENT TO THE RESOLUTION NO 1950 OF THE GOVERNMENT OF THE REPUBLIC OF LITHUANIA OF 11 DECEMBER 2002 'ON THE APPROVAL OF THE ROAD TRAFFIC RULES'

12.

Government of the Republic of Lithuania, Resolution

No [660](#), 06/06/2012, Official Gazette, 2012, No 66-3354 (13/06/2012)

ON THE AMENDMENT TO THE RESOLUTION NO 1950 OF THE GOVERNMENT OF THE REPUBLIC OF LITHUANIA OF 11 DECEMBER 2002 'ON THE APPROVAL OF THE ROAD TRAFFIC RULES'

13.

Government of the Republic of Lithuania, Resolution

No [1436](#), 28/11/2012, Official Gazette, 2012, No 140-7186 (05/12/2012)

ON THE AMENDMENT TO THE RESOLUTION NO 1950 OF THE GOVERNMENT OF THE REPUBLIC OF LITHUANIA OF 11 DECEMBER 2002 'ON THE APPROVAL OF THE ROAD TRAFFIC RULES'

This Resolution, with the exception of Points 1.3, 1.17 and 1.25.5, **shall become effective from 19 January 2013.**

Point 1.3 of this Resolution shall become effective from 1 January 2013.

Points 1.17 and 1.25.5 of this Resolution shall become effective from 1 January 2017.

Amendments:

1.

Government of the Republic of Lithuania, Resolution

No [1086](#), 03/10/2014, published in the RLA on 10/10/2014, ID code 2014-13954

On the Amendment to the Resolution No 1950 of the Government of the Republic of Lithuania of 11 December 2002 'On the Approval of the Road Traffic Rules'

2.

Government of the Republic of Lithuania, Resolution

No [1135](#), 04/11/2015, published in the RLA on 05/11/2015, ID code 2015-17682

On the Amendment to the Resolution No 1950 of the Government of the Republic of Lithuania of 11 December 2002 'On the Approval of the Road Traffic Rules'

3.

Government of the Republic of Lithuania, Resolution

No [1077](#), 02/11/2016, published in the RLA on 03/11/2016, ID code 2016-26198

On the Amendment to the Resolution No 1950 of the Government of the Republic of Lithuania of 11 December 2002 'On the Approval of the Road Traffic Rules'

4.

Government of the Republic of Lithuania, Resolution

No [598](#), 20/06/2018, published in the RLA on 26/06/2018, ID code 2018-10480

On the Amendment to the Resolution No 1950 of the Government of the Republic of Lithuania of 11 December 2002 'On the Approval of the Road Traffic Rules'

5.

Government of the Republic of Lithuania, Resolution

No [989](#), 03/10/2018, published in the RLA on 08/10/2018, ID code 2018-15920

On the Amendment to the Resolution No 1950 of the Government of the Republic of Lithuania of 11 December 2002 'On the Approval of the Road Traffic Rules'

6.

Government of the Republic of Lithuania, Resolution

No [2](#), 08/01/2020, published in the RLA on 09/01/2020, ID code 2020-00271

On the Amendment to the Resolution No 1950 of the Government of the Republic of Lithuania of 11 December 2002 'On the Approval of the Road Traffic Rules'

7.

Government of the Republic of Lithuania, Resolution

No [315](#), 01/04/2020, published in the RLA on 2020-04-02, ID code 2020-06837

On the Amendment to the Resolution No 1950 of the Government of the Republic of Lithuania of 11 December 2002 'On the Approval of the Road Traffic Rules'

8.

Government of the Republic of Lithuania, Resolution

No [664](#), 17/06/2020, published in the RLA on 23/06/2020, ID code 2020-13774

On the Amendment to the Resolution No 1950 of the Government of the Republic of Lithuania of 11 December 2002 'On the Approval of the Road Traffic Rules'

9.

Government of the Republic of Lithuania, Resolution

No [201](#), 31/03/2021, published in the RLA on 02/04/2021, ID code 2021-06876

On the Amendment to the Resolution No 1950 of the Government of the Republic of Lithuania of 11 December 2002 'On the Approval of the Road Traffic Rules'

10.

Government of the Republic of Lithuania, Resolution

No [744](#), 15/09/2021, published in the RLA on 20/09/2021, ID code 2021-19691

On the Amendment to the Resolution No 1950 of the Government of the Republic of Lithuania of 11 December 2002 'On the Approval of the Road Traffic Rules'

11.

Government of the Republic of Lithuania, Resolution

No. [1100](#), 2022-11-09, published in the RLA on 2022-11-10, ID code 2022-22720

On the Amendment to the Resolution No 1950 of the Government of the Republic of Lithuania of 11 December 2002 'On the Approval of the Road Traffic Rules'

12.

Government of the Republic of Lithuania, Resolution

No [273](#), 19/04/2023, published in the RLA on 20/04/2023, ID code 2023-07672

On the Amendment to the Resolution No 1950 of the Government of the Republic of Lithuania of 11 December 2002 'On the Approval of the Road Traffic Rules'

13.

Government of the Republic of Lithuania, Resolution

No [982](#), 20/12/2023, published in the RLA on 21/12/2023, ID code 2023-24836

On the Amendment to the Resolution No 1950 of the Government of the Republic of Lithuania of 11 December 2002 'On the Approval of the Road Traffic Rules'

14.

Government of the Republic of Lithuania, Resolution

No [935](#), 06/11/2024, published in the RLA on 07/11/2024, ID code 2024-19414

On the Amendment to the Resolution No 1950 of the Government of the Republic of Lithuania of 11 December 2002 'On the Approval of the Road Traffic Rules'